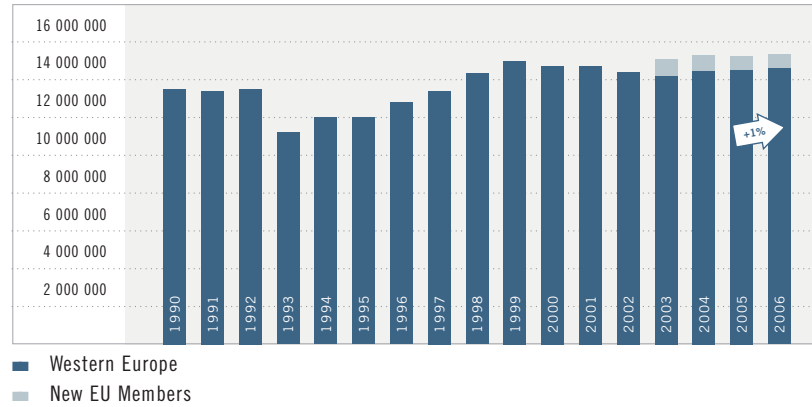
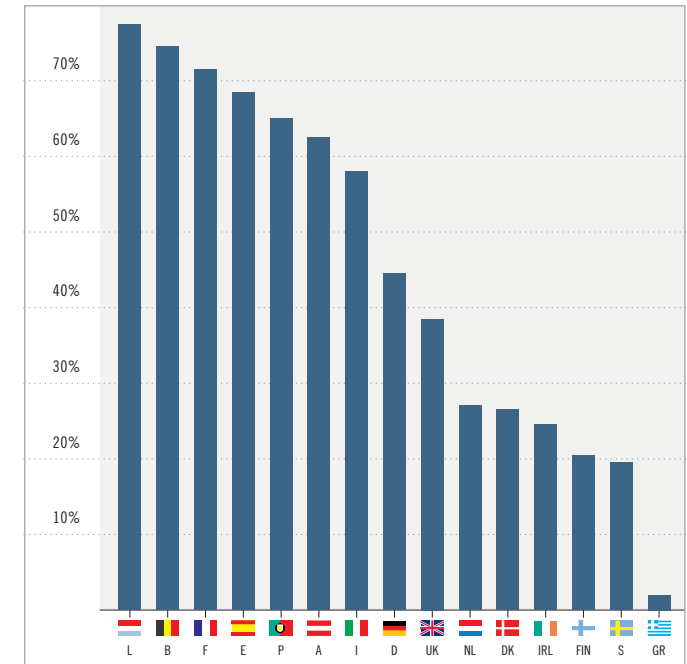


MOTOR VEHICLE REGISTRATIONS

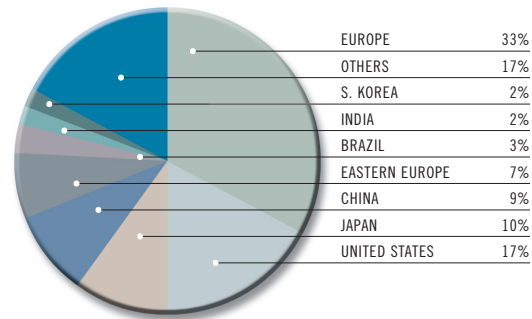
New passenger car registrations in Europe, 1990 > 2006



Shares of diesel in EU15 in 2006 (% of new cars registered)

































New passenger car registrations worldwide (% share) > 2006




SOURCE: ASSOCIATION AUXILIAIRE DE L'AUTOMOBILE, ACEA

New vehicle registrations in Europe by country > 2006

			 UP TO 3.5T	 +  OVER 3.5T
	AUSTRIA	308 594	30 379	8 414
	BELGIUM	526 141	60 393	11 686
	CZECH REPUBLIC	123 987	49 491	10 760
	DENMARK	154 374	65 349	6 470
	ESTONIA	25 582	3 717	1 674
	FINLAND	145 659	16 561	4 380
	FRANCE	2 000 549	439 273	59 122
	GERMANY	3 467 961	197 548	106 885
	GREECE	267 669	23 774	2 617
	HUNGARY	187 676	21 604	n.a.
	ICELAND	17 129	2 520	549
	IRELAND	178 766	39 609	7 245
	ITALY	2 324 635	217 775	40 143
	LATVIA	25 582	2 624	2 237
	LITHUANIA	14 234	4 296	3 214
	LUXEMBOURG	50 837	3 083	1 592
	NETHERLANDS	483 979	63 850	20 911
	NORWAY	109 164	42 716	6 527
	POLAND	238 993	40 119	15 896
	PORTUGAL	194 702	64 482	5 990
	SLOVAKIA	59 084	19 504	4 931
	SLOVENIA	59 578	6 064	2 194
	SPAIN	1 499 032	409 465	44 550
	SWEDEN	282 766	39 702	7 492
	SWITZERLAND	269 452	23 536	5 396
	UNITED KINGDOM	2 344 864	329 691	59 805
	TOTAL	15 360 800	2 217 125	440 680

SOURCE: ACEA

New motor vehicle registrations in selected regions (in thousands)

	2004	2005	2006	%
EUROPE *	19 680	20 928	21 446	2,5
EU15	16 355	16 420	16 618	1,2
EFTA	463	465	477	2,6
EU10	954	880	922	4,8
Eastern Europe ⁽¹⁾	1 919	3 163	3 429	8,4
AMERICA	21 886	22 356	22 283	-0,3
NAFTA	19 993	20 239	19 894	-1,7
of which USA	17 298	17 445	17 048	-2,3
Mercosur	1 893	2 117	2 389	12,8
of which Brazil	1 581	1 715	1 928	12,4
ASIA	15 003	16 122	17 161	6,4
Japan	5 853	5 852	5 740	-1,9
South Korea	1 131	1 184	1 218	2,9
China	4 574	5 314	6 560	23,4
India	1 344	1 441	1 750	21,4
Others ⁽²⁾	2 101	2 331	1 893	-18,8
REST OF THE WORLD ⁽³⁾	1 503	1 657	1 709	3,1
 TOTAL WORLD	58 083	61 063	62 599	2,5

SOURCE: SOURCE: ACEA, VDA

* Europe = EU15 + EU10 + EFTA + Eastern Europe

(1) Eastern Europe = Romania, Russia, Turkey, others

(2) Others: Indonesia, Malaysia, Philippines, Taiwan and Thailand

(3) Rest of the world: Australia, NewZealand and South Africa