



ACEA
Association des
Constructeurs
Européens
d'Automobiles

Av. des Nerviens 85
B-1040 Bruxelles
Tel (32 2) 732 55 50
Fax (32 2) 738 73 10
(32 2) 738 73 11

Press Release

PRESS EMBARGO FOR ALL DATA :
8.00 A.M.(7.00 A.M GMT), September 15, 2009

PROVISIONAL NEW PASSENGER CAR REGISTRATIONS BY MARKET EUROPE (EU* + EFTA)

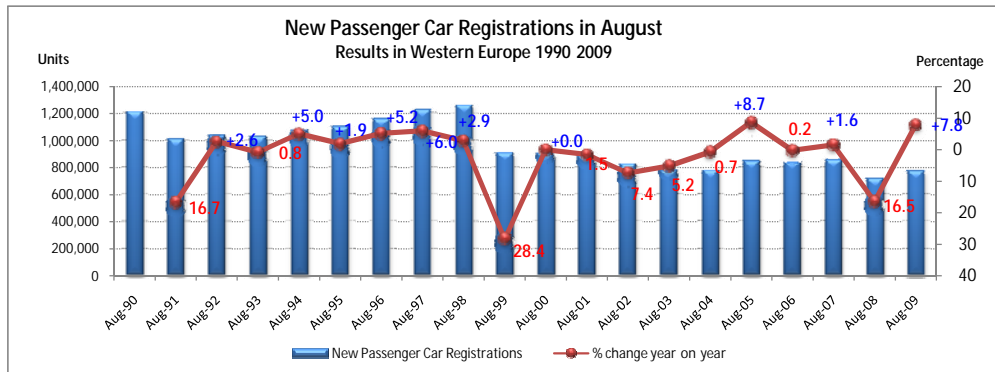
15/09/09

	August '09	August '08	% Chg 09/08	Jan - Aug '09	Jan - Aug '08	% Chg 09/08
AUSTRIA	22,423	18,285	+22.6	221,133	209,648	+5.5
BELGIUM	30,085	32,954	-8.7	339,196	402,893	-15.8
DENMARK	7,866	11,362	-30.8	71,733	109,848	-34.7
FINLAND	6,103	9,459	-35.5	65,051	108,694	-40.2
FRANCE	110,542	103,350	+7.0	1,430,391	1,415,199	+1.1
GERMANY	275,219	214,386	+28.4	2,674,600	2,110,089	+26.8
GREECE	22,845	19,819	+15.3	169,429	207,411	-18.3
IRELAND	2,414	5,252	-54.0	52,906	145,643	-63.7
ITALY	84,560	77,905	+8.5	1,420,658	1,534,059	-7.4
LUXEMBURG**	2,579	2,918	-11.6	33,368	37,631	-11.3
NETHERLANDS	28,009	39,596	-29.3	282,779	379,788	-25.5
PORTUGAL	10,520	12,353	-14.8	100,775	148,343	-32.1
SPAIN	58,510	58,530	-0.0	599,808	882,397	-32.0
SWEDEN	15,542	17,721	-12.3	132,887	174,134	-23.7
UNITED KINGDOM	67,006	63,225	+6.0	1,149,110	1,464,124	-21.5
EUROPEAN UNION (EU15)	744,223	687,115	+8.3	8,743,824	9,329,901	-6.3
ICELAND	135	429	-68.5	1,724	8,148	-78.8
NORWAY	7,967	7,833	+1.7	59,108	79,003	-25.2
SWITZERLAND**	18,143	19,118	-5.1	175,942	198,118	-11.2
EFTA	26,245	27,380	-4.1	236,774	285,269	-17.0
EU15+EFTA	770,468	714,495	+7.8	8,980,598	9,615,170	-6.6
BULGARIA	1,590	3,615	-56.0	16,651	30,947	-46.2
CZECH REPUBLIC	12,174	10,470	+16.3	105,552	96,866	+9.0
ESTONIA	544	1,622	-66.5	6,252	18,819	-66.8
HUNGARY**	3,542	11,223	-68.4	54,097	107,448	-49.7
LATVIA	248	1,450	-82.9	2,939	14,830	-80.2
LITHUANIA	520	1,387	-62.5	4,971	16,247	-69.4
POLAND	21,060	20,425	+3.1	214,536	212,408	+1.0
ROMANIA	8,591	30,523	-71.9	81,824	201,870	-59.5
SLOVAKIA	6,394	5,066	+26.2	57,571	47,067	+22.3
SLOVENIA	3,952	4,620	-14.5	40,526	52,462	-22.8
EU (New Members)	58,615	90,401	-35.2	584,919	798,964	-26.8
EUROPEAN UNION*	802,838	777,516	+3.3	9,328,743	10,128,865	-7.9
TOTAL EUROPE (EU+EFTA)	829,083	804,896	+3.0	9,565,517	10,414,134	-8.1

(*) EU27 including Bulgaria and Romania; data for Malta and Cyprus currently not available.

(**) ACEA estimates

For further information, please contact: Ms. Quynh-Nhu Huynh - Manager Economics & Communications - E-mail: qh@acea.be - Tel. (32) 2 738 73 55



Next press release: Thursday, October 15, 2009

This information is available on the ACEA website: <http://www.acea.be>



ACEA

Press Release

PROVISIONAL

NEW PASSENGER CAR REGISTRATIONS BY MANUFACTURER TOTAL EUROPE (EU* + EFTA Countries)

15/09/09

	August					January - August				
	%Share		Units	Units	% Chg	%Share		Units	Units	% Chg
	'09	'08	'09	'08	09/08	'09	'08	'09	'08	09/08
ALL BRANDS**			829,083	804,896	+3.0			9,565,517	10,414,134	-8.1
VW Group	23.5	23.2	194,677	187,070	+4.1	21.5	20.2	2,056,401	2,099,148	-2.0
VOLKSWAGEN	12.7	11.6	105,501	93,043	+13.4	11.4	10.4	1,093,202	1,078,218	+1.4
AUDI	4.5	5.2	36,943	42,250	-12.6	4.4	4.3	420,995	444,409	-5.3
SEAT	2.4	2.4	20,176	19,376	+4.1	2.3	2.3	220,162	244,649	-10.0
SKODA	3.9	4.0	31,996	32,203	-0.6	3.4	3.2	320,562	329,075	-2.6
Others (1)	0.0	0.0	61	198	-69.2	0.0	0.0	1,480	2,797	-47.1
PSA Group	12.6	11.5	104,131	92,470	+12.6	12.8	12.8	1,227,057	1,335,744	-8.1
PEUGEOT	6.7	6.0	55,754	48,330	+15.4	6.8	7.0	654,997	725,647	-9.7
CITROEN	5.8	5.5	48,377	44,140	+9.6	6.0	5.9	572,060	610,097	-6.2
FORD Group	8.7	8.9	72,402	71,347	+1.5	10.1	9.8	963,769	1,021,356	-5.6
FORD	7.7	7.7	64,238	62,191	+3.3	8.8	8.3	841,355	866,010	-2.8
VOLVO	1.0	1.1	8,164	9,156	-10.8	1.3	1.5	122,414	155,346	-21.2
GM Group	8.5	8.9	70,336	71,332	-1.4	9.1	9.7	866,417	1,010,304	-14.2
OPEL/VAUXHALL	7.0	7.1	57,678	57,066	+1.1	7.5	8.0	717,951	830,145	-13.5
CHEVROLET	1.4	1.4	11,335	11,018	+2.9	1.3	1.2	127,425	129,677	-1.7
SAAB	0.1	0.4	1,098	2,912	-62.3	0.2	0.4	19,608	46,546	-57.9
GM (US)	0.0	0.0	225	336	-33.0	0.0	0.0	1,433	3,936	-63.6
FIAT Group	7.4	7.0	61,067	56,012	+9.0	8.9	8.1	850,958	841,536	+1.1
FIAT	6.0	5.6	49,378	45,239	+9.1	7.2	6.6	690,120	686,521	+0.5
LANCIA	0.7	0.6	5,685	4,914	+15.7	0.8	0.8	80,297	80,210	+0.1
ALFA ROMEO	0.7	0.7	5,761	5,529	+4.2	0.8	0.7	75,912	69,867	+8.7
Others (2)	0.0	0.0	243	330	-26.4	0.0	0.0	4,629	4,938	-6.3
RENAULT Group	9.3	8.9	76,767	71,767	+7.0	8.8	8.8	839,556	919,850	-8.7
RENAULT	7.0	7.2	57,820	58,111	-0.5	7.1	7.7	679,506	797,463	-14.8
DACIA	2.3	1.7	18,947	13,656	+38.7	1.7	1.2	160,050	122,387	+30.8
DAIMLER	4.2	5.8	34,858	46,778	-25.5	5.5	6.1	524,533	636,298	-17.6
MERCEDES	3.6	5.1	30,040	40,786	-26.3	4.7	5.3	451,737	554,710	-18.6
SMART	0.6	0.7	4,818	5,992	-19.6	0.8	0.8	72,796	81,588	-10.8
TOYOTA Group	5.4	5.5	45,046	44,402	+1.5	5.1	5.3	483,251	552,610	-12.6
TOYOTA	5.3	5.3	44,069	42,900	+2.7	4.9	5.1	470,182	532,471	-11.7
LEXUS	0.1	0.2	977	1,502	-34.9	0.1	0.2	13,069	20,139	-35.1
BMW Group	4.9	5.3	40,541	42,835	-5.4	4.8	5.5	457,443	573,657	-20.3
BMW	4.0	4.3	33,359	34,964	-4.6	3.9	4.5	372,151	470,392	-20.9
MINI	0.9	1.0	7,182	7,871	-8.8	0.9	1.0	85,292	103,265	-17.4
HYUNDAI	2.8	2.1	22,974	16,881	+36.1	2.4	1.8	226,241	188,830	+19.8
NISSAN	2.9	2.1	24,274	16,571	+46.5	2.3	2.3	220,935	244,363	-9.6
SUZUKI	2.2	2.0	18,622	15,887	+17.2	1.8	1.7	172,787	175,748	-1.7
HONDA	1.6	1.6	13,437	13,187	+1.9	1.7	1.8	166,580	189,088	-11.9
KIA	1.9	1.8	15,846	14,889	+6.4	1.7	1.6	160,037	167,321	-4.4
MAZDA	1.6	1.8	12,881	14,852	-13.3	1.5	1.7	139,173	176,608	-21.2
MITSUBISHI	0.8	0.7	6,314	6,010	+5.1	0.7	0.8	71,487	87,025	-17.9
JAGUAR LAND ROV	0.3	0.4	2,793	3,621	-22.9	0.5	0.8	50,405	80,547	-37.4
LAND ROVER	0.2	0.3	1,968	2,167	-9.2	0.3	0.5	32,351	54,958	-41.1
JAGUAR	0.1	0.2	825	1,454	-43.3	0.2	0.2	18,054	25,589	-29.4
CHRYSLER (3)	0.3	0.6	2,727	5,050	-46.0	0.4	0.7	37,295	70,294	-46.9
OTHER**	1.1	1.7	9,390	13,935	-32.6	0.5	0.4	51,191	43,807	+16.9

(1) VW Group: VW 'others' include Bentley, Bugatti and Lamborghini

(2) FIAT Group: FIAT 'others' include Ferrari & Maserati


(3) CHRYSLER includes Chrysler, Dodge and Jeep

(*) EU27 including Bulgaria, Romania; excluding Malta, Cyprus

(**) ACEA estimates

For further information, please contact:

Ms. Quynh-Nhu Huynh - Manager Economics & Communications - E-mail: qh@acea.be - Tel. (32) 2 738 73 55



ACEA

Press Release

PROVISIONAL

NEW PASSENGER CAR REGISTRATIONS BY MANUFACTURER WESTERN EUROPE (EU15 + EFTA Countries)

15/09/09

	August					January - August				
	%Share		Units	Units	% Chg	%Share		Units	Units	% Chg
	'09	'08	'09	'08	09/08	'09	'08	'09	'08	09/08
ALL BRANDS**			770,468	714,495	+7.8			8,980,598	9,615,170	-6.6
VW Group	23.3	23.2	179,751	165,790	+8.4	21.4	19.8	1,917,652	1,907,990	+0.5
VOLKSWAGEN	13.1	12.1	100,986	86,553	+16.7	11.7	10.6	1,048,563	1,017,594	+3.0
AUDI	4.7	5.7	35,923	40,924	-12.2	4.6	4.5	412,441	431,972	-4.5
SEAT	2.5	2.5	19,051	17,726	+7.5	2.3	2.4	209,699	230,165	-8.9
SKODA	3.1	2.9	23,734	20,394	+16.4	2.7	2.3	245,507	225,517	+8.9
Other(1)	0.0	0.0	57	193	-70.5	0.0	0.0	1,442	2,742	-47.4
PSA Group	12.9	11.9	99,395	85,257	+16.6	13.1	13.1	1,178,461	1,263,787	-6.8
PEUGEOT	6.9	6.2	53,227	44,182	+20.5	7.0	7.1	628,892	685,967	-8.3
CITROEN	6.0	5.7	46,168	41,075	+12.4	6.1	6.0	549,569	577,820	-4.9
FORD Group	8.7	9.1	66,820	64,677	+3.3	10.1	9.9	908,800	955,040	-4.8
FORD	7.7	7.8	59,036	56,063	+5.3	8.8	8.4	792,221	806,318	-1.7
VOLVO	1.0	1.2	7,784	8,614	-9.6	1.3	1.5	116,579	148,722	-21.6
GM Group	8.6	8.9	66,002	63,300	+4.3	9.1	9.6	815,585	925,342	-11.9
OPEL/VAUXHALL	7.1	7.2	54,637	51,445	+6.2	7.6	8.0	682,941	770,620	-11.4
CHEVROLET	1.3	1.2	10,088	8,744	+15.4	1.3	1.1	112,289	105,536	+6.4
SAAB	0.1	0.4	1,068	2,804	-61.9	0.2	0.5	19,001	45,495	-58.2
GM (US)	0.0	0.0	209	307	-31.9	0.0	0.0	1,354	3,691	-63.3
FIAT Group	7.5	7.2	57,495	51,750	+11.1	9.0	8.3	812,229	799,717	+1.6
FIAT	6.0	5.8	45,997	41,173	+11.7	7.3	6.7	653,264	646,200	+1.1
LANCIA	0.7	0.7	5,626	4,863	+15.7	0.9	0.8	79,683	79,839	-0.2
ALFA ROMEO	0.7	0.8	5,632	5,394	+4.4	0.8	0.7	74,719	68,833	+8.6
Other (2)	0.0	0.0	240	320	-25.0	0.1	0.1	4,563	4,845	-5.8
RENAULT Group	8.8	8.3	68,168	59,439	+14.7	8.5	8.4	761,342	806,389	-5.6
RENAULT	6.8	7.3	52,586	52,352	+0.4	7.1	7.7	636,776	744,577	-14.5
DACIA	2.0	1.0	15,582	7,087	+119.9	1.4	0.6	124,566	61,812	+101.5
DAIMLER	4.4	6.4	34,060	45,420	-25.0	5.7	6.5	514,685	621,821	-17.2
MERCEDES	3.8	5.5	29,260	39,457	-25.8	4.9	5.6	442,133	540,714	-18.2
SMART	0.6	0.8	4,800	5,963	-19.5	0.8	0.8	72,552	81,107	-10.5
TOYOTA Group	5.4	5.3	41,399	38,051	+8.8	5.0	5.2	445,551	496,320	-10.2
TOYOTA	5.3	5.2	40,538	36,797	+10.2	4.8	5.0	433,538	478,089	-9.3
LEXUS	0.1	0.2	861	1,254	-31.3	0.1	0.2	12,013	18,231	-34.1
BMW Group	5.1	5.8	39,491	41,597	-5.1	5.0	5.8	449,177	562,482	-20.1
BMW	4.2	4.7	32,386	33,812	-4.2	4.1	4.8	364,434	459,981	-20.8
MINI	0.9	1.1	7,105	7,785	-8.7	0.9	1.1	84,743	102,501	-17.3
NISSAN	3.0	2.1	22,849	15,122	+51.1	2.3	2.4	208,958	228,208	-8.4
HYUNDAI	2.6	1.9	20,254	13,646	+48.4	2.3	1.7	202,718	162,828	+24.5
SUZUKI	2.0	1.7	15,747	12,103	+30.1	1.7	1.5	152,161	143,237	+6.2
HONDA	1.5	1.5	11,855	10,734	+10.4	1.7	1.7	151,989	167,387	-9.2
MAZDA	1.6	1.9	12,008	13,386	-10.3	1.5	1.7	131,157	164,310	-20.2
KIA	1.7	1.6	12,865	11,664	+10.3	1.5	1.4	130,267	138,446	-5.9
MITSUBISHI	0.6	0.7	4,936	5,049	-2.2	0.7	0.8	61,369	76,967	-20.3
JAGUAR LAND ROVER	0.4	0.5	2,715	3,336	-18.6	0.5	0.8	49,329	77,999	-36.8
LAND ROVER	0.2	0.3	1,902	1,957	-2.8	0.4	0.6	31,644	53,084	-40.4
JAGUAR	0.1	0.2	813	1,379	-41.0	0.2	0.3	17,685	24,915	-29.0
CHRYSLER	0.3	0.7	2,535	4,672	-45.7	0.4	0.7	35,451	66,780	-46.9
OTHER**	1.6	1.3	12,122	9,502	+27.6	0.6	0.5	53,717	50,120	+7.2

(1) VW Group: VW 'other' include Bentley, Bugatti and Lamborghini

(2) FIAT Group: FIAT 'other' include Ferrari & Maserati

(3) CHRYSLER includes Chrysler, Dodge and Jeep

(**) ACEA estimates

For further information, please contact:

Ms. Quynh-Nhu Huynh - Manager Economics & Communications - E-mail: qh@acea.be - Tel. (32) 2 738 73 55



ACEA
Association des
Constructeurs
Européens
d'Automobiles

Press Release

**PRESS EMBARGO FOR ALL DATA :
8.00 A.M.(7.00 A.M GMT), September 15, 2009**

Av. des Nerviens 85
B-1040 Bruxelles
Tel (32 2) 732 55 50
Fax (32 2) 738 73 10
(32 2) 738 73 11

PROVISIONAL NEW PASSENGER CAR REGISTRATIONS BY MARKET EUROPE (EU* + EFTA)

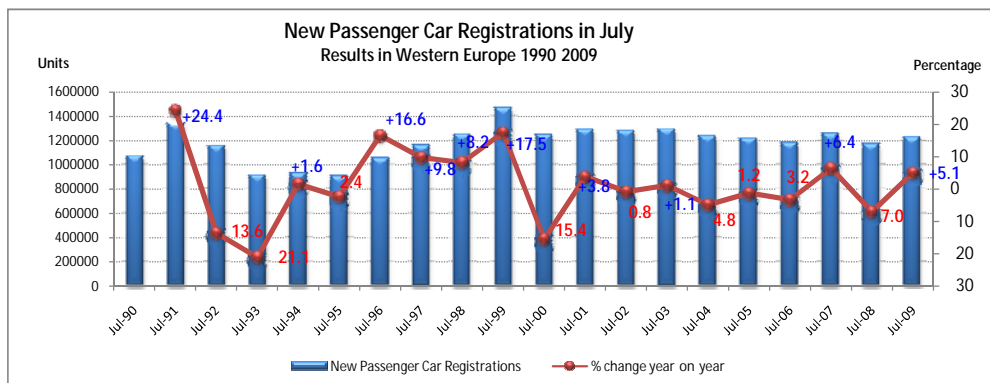
15/09/09

	July '09	July '08	% Chg 09/08	Jan - Jul '09	Jan - Jul '08	% Chg 09/08
AUSTRIA	32,694	22,695	+44.1	198,710	191,363	+3.8
BELGIUM	35,906	39,242	-8.5	309,111	369,939	-16.4
DENMARK	9,092	13,017	-30.2	63,865	98,486	-35.2
FINLAND	6,860	11,192	-38.7	58,940	99,235	-40.6
FRANCE	188,534	182,954	+3.0	1,319,849	1,311,849	+0.6
GERMANY	339,976	262,534	+29.5	2,399,381	1,895,703	+26.6
GREECE	32,627	29,046	+12.3	146,584	187,592	-21.9
IRELAND	3,759	16,386	-77.1	50,530	140,447	-64.0
ITALY	205,665	193,018	+6.6	1,336,098	1,456,154	-8.2
LUXEMBURG**	4,317	4,811	-10.3	30,789	34,713	-11.3
NETHERLANDS	33,712	40,079	-15.9	254,996	340,192	-25.0
PORTUGAL	17,160	21,576	-20.5	90,261	135,990	-33.6
SPAIN	108,222	121,496	-10.9	541,298	823,867	-34.3
SWEDEN	14,551	16,902	-13.9	117,345	156,413	-25.0
UNITED KINGDOM	157,149	153,420	+2.4	1,082,104	1,400,899	-22.8
EUROPEAN UNION (EU15)	1,190,224	1,128,368	+5.5	7,999,861	8,642,842	-7.4
ICELAND	374	578	-35.3	1,598	7,719	-79.3
NORWAY	9,394	9,605	-2.2	51,141	71,170	-28.1
SWITZERLAND**	24,057	26,439	-9.0	157,777	178,200	-11.5
EFTA	33,825	36,622	-7.6	210,516	257,089	-18.1
EU15+EFTA	1,224,049	1,164,990	+5.1	8,210,377	8,899,931	-7.7
BULGARIA	2,209	4,040	-45.3	15,061	27,332	-44.9
CZECH REPUBLIC	14,150	12,941	+9.3	93,378	86,396	+8.1
ESTONIA	643	2,312	-72.2	5,708	17,197	-66.8
HUNGARY**	3,636	13,971	-74.0	43,435	96,225	-54.9
LATVIA	223	1,658	-86.6	2,691	13,380	-79.9
LITHUANIA	567	2,050	-72.3	4,451	14,860	-70.0
POLAND	24,659	23,462	+5.1	193,474	191,983	+0.8
ROMANIA	10,613	21,544	-50.7	73,233	171,347	-57.3
SLOVAKIA	9,879	7,118	+38.8	51,177	42,001	+21.8
SLOVENIA	5,083	6,490	-21.7	34,529	45,560	-24.2
EU (New Members)	71,662	95,586	-25.0	517,137	706,281	-26.8
EUROPEAN UNION*	1,261,886	1,223,954	+3.1	8,516,998	9,349,123	-8.9
TOTAL EUROPE (EU+EFTA)	1,295,711	1,260,576	+2.8	8,727,514	9,606,212	-9.1

(*) EU27 including Bulgaria and Romania; data for Malta and Cyprus currently not available.

(**) ACEA estimates

For further information, please contact: Ms. Quynh-Nhu Huynh - Manager Economics & Communications - E-mail: qh@acea.be - Tel. (32) 2 738 73 55



Next press release: Thursday, October 15, 2009

This information is available on the ACEA website: <http://www.acea.be>

PROVISIONAL

NEW PASSENGER CAR REGISTRATIONS BY MANUFACTURER TOTAL EUROPE (EU* + EFTA Countries)

15/09/09

	July					January - July				
	%Share		Units	Units	% Chg	%Share		Units	Units	% Chg
	'09	'08	'09	'08	09/08	'09	'08	'09	'08	09/08
ALL BRANDS**			1,295,711	1,260,576	+2.8			8,727,514	9,606,212	-9.1
VW Group	20.7	21.5	268,768	270,534	-0.7	21.3	19.9	1,861,724	1,912,078	-2.6
VOLKSWAGEN	10.7	10.9	138,587	137,937	+0.5	11.3	10.3	987,701	985,175	+0.3
AUDI	4.4	4.7	56,802	58,991	-3.7	4.4	4.2	384,052	402,159	-4.5
SEAT	2.5	2.6	32,863	33,173	-0.9	2.3	2.3	199,986	225,273	-11.2
SKODA	3.1	3.2	40,224	40,147	+0.2	3.3	3.1	288,566	296,872	-2.8
Others (1)	0.0	0.0	292	286	+2.1	0.0	0.0	1,419	2,599	-45.4
PSA Group	13.5	13.0	174,349	164,082	+6.3	12.9	12.9	1,122,619	1,243,274	-9.7
PEUGEOT	7.2	6.9	93,244	86,487	+7.8	6.9	7.1	599,258	677,317	-11.5
CITROEN	6.3	6.2	81,105	77,595	+4.5	6.0	5.9	523,361	565,957	-7.5
FORD Group	10.1	9.5	130,549	119,576	+9.2	10.2	9.9	892,918	950,009	-6.0
FORD	8.7	8.2	113,238	103,340	+9.6	8.9	8.4	774,356	803,819	-3.7
VOLVO	1.3	1.3	17,311	16,236	+6.6	1.4	1.5	118,562	146,190	-18.9
GM Group	9.2	9.0	119,648	113,313	+5.6	9.1	9.8	796,528	938,759	-15.2
OPEL/VAUXHALL	7.6	7.3	99,021	92,211	+7.4	7.6	8.0	660,417	773,079	-14.6
CHEVROLET	1.4	1.2	18,460	15,664	+17.8	1.3	1.2	116,315	118,659	-2.0
SAAB	0.1	0.4	1,926	5,009	-61.5	0.2	0.5	18,482	43,634	-57.6
GM (US)	0.0	0.0	241	429	-43.8	0.0	0.0	1,314	3,387	-61.2
FIAT Group	9.0	8.4	116,964	105,455	+10.9	9.1	8.2	789,891	785,524	+0.6
FIAT	7.2	6.6	92,917	83,725	+11.0	7.3	6.7	640,742	641,282	-0.1
LANCIA	1.0	0.8	12,543	10,409	+20.5	0.9	0.8	74,612	75,296	-0.9
ALFA ROMEO	0.8	0.8	10,854	10,617	+2.2	0.8	0.7	70,151	64,338	+9.0
Others (2)	0.1	0.1	650	704	-7.7	0.1	0.0	4,386	4,608	-4.8
RENAULT Group	9.2	8.6	118,810	107,935	+10.1	8.7	8.8	762,849	848,083	-10.1
RENAULT	7.3	7.2	94,797	90,287	+5.0	7.1	7.7	621,774	739,352	-15.9
DACIA	1.9	1.4	24,013	17,648	+36.1	1.6	1.1	141,075	108,731	+29.7
DAIMLER	4.9	5.5	63,455	69,820	-9.1	5.6	6.1	489,675	589,520	-16.9
MERCEDES	4.3	4.7	55,270	59,713	-7.4	4.8	5.3	421,697	513,924	-17.9
SMART	0.6	0.8	8,185	10,107	-19.0	0.8	0.8	67,978	75,596	-10.1
TOYOTA Group	4.8	5.4	61,706	68,152	-9.5	5.0	5.3	436,110	508,208	-14.2
TOYOTA	4.6	5.2	59,902	65,842	-9.0	4.9	5.1	424,244	489,571	-13.3
LEXUS	0.1	0.2	1,804	2,310	-21.9	0.1	0.2	11,866	18,637	-36.3
BMW Group	4.8	5.8	62,020	72,739	-14.7	4.8	5.5	416,901	530,822	-21.5
BMW	3.8	4.8	49,817	60,862	-18.1	3.9	4.5	338,792	435,428	-22.2
MINI	0.9	0.9	12,203	11,877	+2.7	0.9	1.0	78,109	95,394	-18.1
HYUNDAI	2.4	1.8	31,443	23,102	+36.1	2.3	1.8	203,267	171,949	+18.2
NISSAN	2.8	2.4	36,544	30,057	+21.6	2.3	2.4	196,435	227,792	-13.8
SUZUKI	1.7	1.6	21,667	20,640	+5.0	1.8	1.7	154,212	159,861	-3.5
HONDA	1.5	1.6	19,107	19,870	-3.8	1.8	1.8	153,143	175,901	-12.9
KIA	1.6	1.5	21,070	18,947	+11.2	1.7	1.6	144,191	152,432	-5.4
MAZDA	1.2	1.6	16,158	20,466	-21.0	1.4	1.7	126,442	161,756	-21.8
MITSUBISHI	0.7	0.7	8,610	8,557	+0.6	0.7	0.8	65,207	81,015	-19.5
JAGUAR LAND ROVER	0.4	0.7	5,705	8,222	-30.6	0.5	0.8	47,632	76,926	-38.1
LAND ROVER	0.3	0.4	3,622	4,562	-20.6	0.3	0.5	30,391	52,791	-42.4
JAGUAR	0.2	0.3	2,083	3,660	-43.1	0.2	0.3	17,241	24,135	-28.6
CHRYSLER (3)	0.4	0.7	5,053	8,450	-40.2	0.4	0.7	35,023	65,244	-46.3
OTHER**	1.1	0.8	14,085	10,659	+32.1	0.4	0.3	32,747	27,059	+21.0

(1) VW Group: VW 'others' include Bentley, Bugatti and Lamborghini

(2) FIAT Group: FIAT 'others' include Ferrari & Maserati


(3) CHRYSLER includes Chrysler, Dodge and Jeep

(*) EU27 including Bulgaria, Romania; excluding Malta, Cyprus

(**) ACEA estimates

For further information, please contact:

Ms. Quynh-Nhu Huynh - Manager Economics & Communications - E-mail: qh@acea.be - Tel. (32) 2 738 73 55



ACEA

Press Release

PROVISIONAL

NEW PASSENGER CAR REGISTRATIONS BY MANUFACTURER WESTERN EUROPE (EU15 + EFTA Countries)

15/09/09

	July					January - July				
	%Share		Units	Units	% Chg	%Share		Units	Units	% Chg
	'09	'08	'09	'08	09/08	'09	'08	'09	'08	09/08
ALL BRANDS**			1,224,049	1,164,990	+5.1			8,210,377	8,899,931	-7.7
VW Group	20.6	21.1	251,973	245,285	+2.7	21.2	19.6	1,737,901	1,742,200	-0.2
VOLKSWAGEN	10.9	11.2	133,839	129,924	+3.0	11.5	10.5	947,577	931,041	+1.8
AUDI	4.5	4.9	55,675	57,318	-2.9	4.6	4.4	376,518	391,048	-3.7
SEAT	2.6	2.7	31,540	31,331	+0.7	2.3	2.4	190,648	212,439	-10.3
SKODA	2.5	2.3	30,635	26,432	+15.9	2.7	2.3	221,773	205,123	+8.1
Other(1)	0.0	0.0	284	280	+1.4	0.0	0.0	1,385	2,549	-45.7
PSA Group	13.8	13.3	168,633	154,725	+9.0	13.1	13.2	1,078,985	1,178,530	-8.4
PEUGEOT	7.4	7.0	90,384	81,331	+11.1	7.0	7.2	575,806	641,785	-10.3
CITROEN	6.4	6.3	78,249	73,394	+6.6	6.1	6.0	503,179	536,745	-6.3
FORD Group	10.1	9.5	123,588	111,204	+11.1	10.3	10.0	845,446	890,363	-5.0
FORD	8.7	8.2	107,095	95,879	+11.7	8.9	8.4	732,460	750,255	-2.4
VOLVO	1.3	1.3	16,493	15,325	+7.6	1.4	1.6	112,986	140,108	-19.4
FIAT Group	9.2	8.6	112,373	99,652	+12.8	9.2	8.4	754,734	747,967	+0.9
FIAT	7.2	6.7	88,574	78,117	+13.4	7.4	6.8	607,267	605,027	+0.4
LANCIA	1.0	0.9	12,473	10,355	+20.5	0.9	0.8	74,057	74,976	-1.2
ALFA ROMEO	0.9	0.9	10,692	10,489	+1.9	0.8	0.7	69,087	63,439	+8.9
Other (2)	0.1	0.1	634	691	-8.2	0.1	0.1	4,323	4,525	-4.5
GM Group	9.3	8.9	114,056	103,481	+10.2	9.1	9.7	750,032	861,816	-13.0
OPEL/VAUXHALL	7.8	7.3	95,177	85,354	+11.5	7.7	8.1	628,452	719,175	-12.6
CHEVROLET	1.4	1.1	16,811	12,862	+30.7	1.2	1.1	102,425	96,792	+5.8
SAAB	0.2	0.4	1,838	4,874	-62.3	0.2	0.5	17,915	42,691	-58.0
GM (US)	0.0	0.0	230	391	-41.2	0.0	0.0	1,240	3,158	-60.7
RENAULT Group	8.7	7.9	106,807	92,455	+15.5	8.4	8.4	693,139	746,950	-7.2
RENAULT	7.3	7.2	89,080	83,425	+6.8	7.1	7.8	584,181	692,225	-15.6
DACIA	1.4	0.8	17,727	9,030	+96.3	1.3	0.6	108,958	54,725	+99.1
DAIMLER	5.1	5.8	62,510	68,091	-8.2	5.9	6.5	480,625	576,401	-16.6
MERCEDES	4.4	5.0	54,350	58,026	-6.3	5.0	5.6	412,873	501,257	-17.6
SMART	0.7	0.9	8,160	10,065	-18.9	0.8	0.8	67,752	75,144	-9.8
BMW Group	5.0	6.1	60,849	71,177	-14.5	5.0	5.9	409,685	520,885	-21.3
BMW	4.0	5.1	48,698	59,425	-18.1	4.0	4.8	332,048	426,169	-22.1
MINI	1.0	1.0	12,151	11,752	+3.4	0.9	1.1	77,637	94,716	-18.0
TOYOTA Group	4.7	5.2	57,189	61,149	-6.5	4.9	5.1	402,405	458,269	-12.2
TOYOTA	4.5	5.1	55,518	59,067	-6.0	4.8	5.0	391,472	441,292	-11.3
LEXUS	0.1	0.2	1,671	2,082	-19.7	0.1	0.2	10,933	16,977	-35.6
NISSAN	2.9	2.4	34,922	28,071	+24.4	2.3	2.4	185,807	213,086	-12.8
HYUNDAI	2.3	1.7	28,283	19,889	+42.2	2.2	1.7	182,464	149,182	+22.3
HONDA	1.4	1.5	17,534	17,284	+1.4	1.7	1.8	140,134	156,653	-10.5
SUZUKI	1.6	1.4	19,859	16,205	+22.5	1.7	1.5	136,461	131,134	+4.1
MAZDA	1.3	1.6	15,473	18,771	-17.6	1.5	1.7	119,299	150,924	-21.0
KIA	1.4	1.3	17,292	15,385	+12.4	1.4	1.4	117,402	126,782	-7.4
MITSUBISHI	0.6	0.6	7,439	7,374	+0.9	0.7	0.8	56,467	71,918	-21.5
JAGUAR LAND ROVER	0.5	0.7	5,615	7,915	-29.1	0.6	0.8	46,629	74,663	-37.5
LAND ROVER	0.3	0.4	3,556	4,364	-18.5	0.4	0.6	29,745	51,127	-41.8
JAGUAR	0.2	0.3	2,059	3,551	-42.0	0.2	0.3	16,884	23,536	-28.3
CHRYSLER	0.4	0.7	4,801	8,037	-40.3	0.4	0.7	33,461	62,108	-46.1
OTHER**	1.2	1.6	14,854	18,840	-21.2	0.5	0.5	39,301	40,100	-2.0

(1) VW Group: VW 'other' include Bentley, Bugatti and Lamborghini

(2) FIAT Group: FIAT 'other' include Ferrari & Maserati

(3) CHRYSLER includes Chrysler, Dodge and Jeep

(**) ACEA estimates

For further information, please contact:

Ms. Quynh-Nhu Huynh - Manager Economics & Communications - E-mail: qh@acea.be - Tel. (32) 2 738 73 55