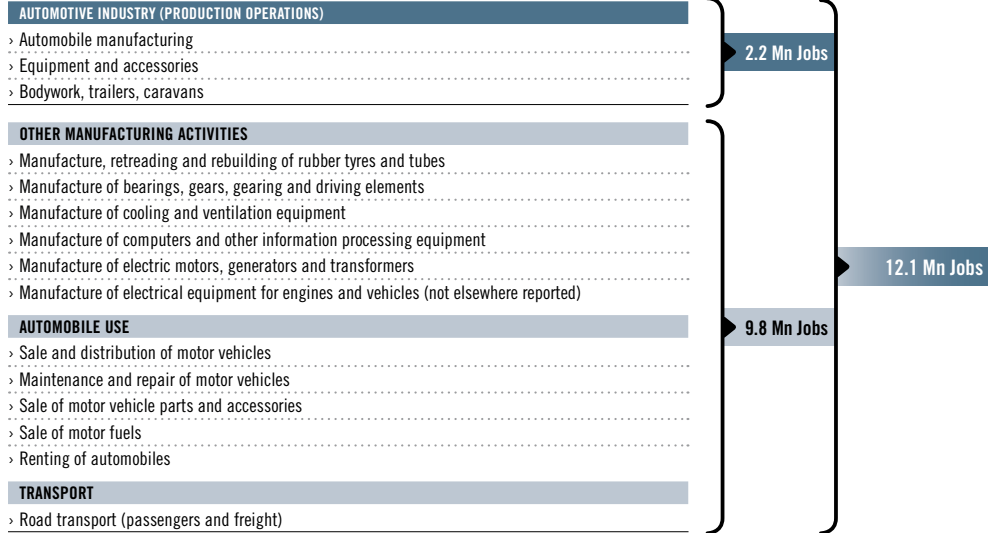


12 million families depend on the automobile industry in Europe

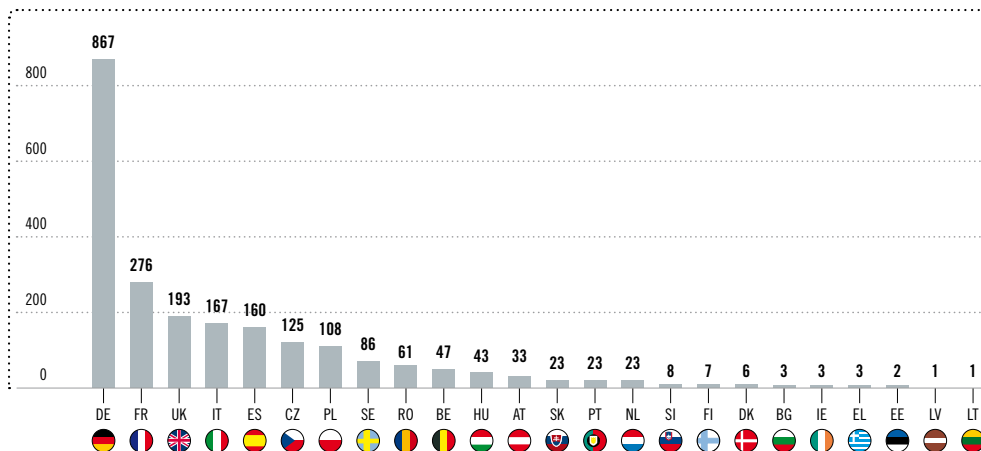
⊕ Automobile Sector: Direct and Indirect* Employment | 2007



SOURCE: EUROSTAT

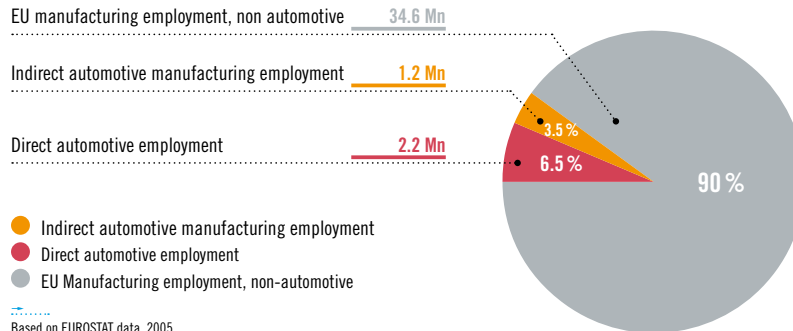
* Indirect employment data does not report employment in raw material sector (e.g. steel, aluminum, glass, etc.), textile, driving schools, licensing activities, vehicle testing, vehicle insurance and financing, etc.

Direct automotive employment by country



Based on EUROSTAT data, 2005

Automotive employment put into perspective



Based on EUROSTAT data, 2005

Direct employment	2.2 Mn people = 6.5% of total employment in EU manufacturing
Total employment (Direct + Indirect)	12.1 Mn people = 6% of EU employed population
EU27 active population aged 15-64	325.4 Mn people = 67% of total population
EU27 employed population aged 15-64	206.2 Mn people = 43% of total population
EU27 employed population in manufacturing sector	34.6 Mn people = 17% of employed population

SOURCE: EUROSTAT

🕒 Employment* by Mode of Transport | 2007

