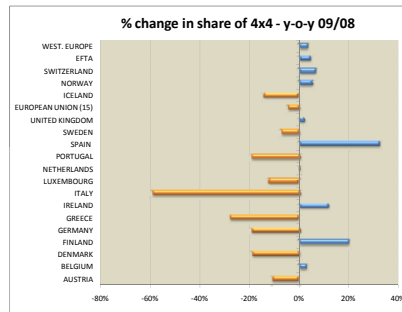
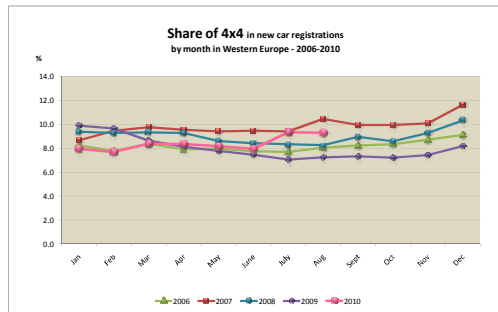
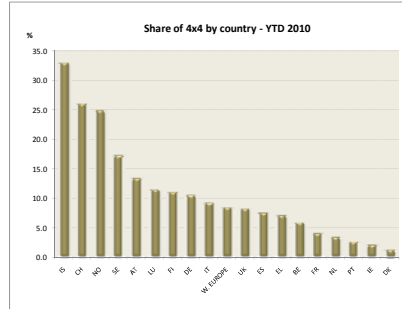
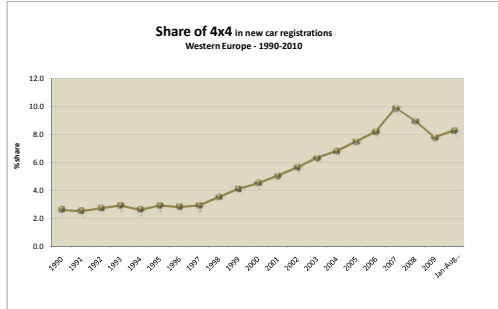
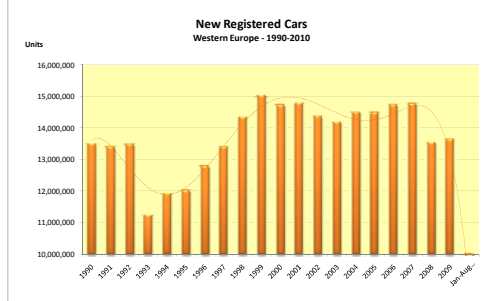


New Passenger Car Registrations - Breakdown by Specification Share of 4x4

4x4 (%)	1990	1991	1992	1993	1994	1995	1996	1997	1998	1999	2000	2001	2002	2003	2004	2005	2006	2007	2008	2009	Jan-Aug 2010
AUSTRIA	7.1	6.0	6.0	5.5	4.9	5.7	6.6	6.5	5.5	6.5	6.9	6.6	7.9	8.8	10.3	12.5	13.6	15.3	14.2	12.7	13.3
BELGIUM	1.8	1.9	2.4	2.6	2.3	2.2	1.9	2.0	2.3	2.7	2.7	3.3	4.2	4.7	5.1	5.1	5.6	6.5	6.0	6.2	5.7
DENMARK	0.4	0.3	0.2	0.2	0.2	0.1	0.4	0.5	0.5	0.7	0.7	0.8	1.2	1.5	2.0	2.5	4.2	3.3	2.0	1.7	1.1
FINLAND	4.8	4.6	3.9	1.9	0.5	0.9	1.1	1.4	2.2	2.5	3.1	3.0	3.8	4.8	6.1	8.6	11.1	13.3	9.4	11.3	10.9
FRANCE	1.1	1.1	1.1	1.2	1.3	1.5	1.5	1.8	2.1	2.9	3.5	4.1	4.5	5.1	5.8	6.3	6.5	7.2	4.8	3.7	3.8
GERMANY	3.2	2.7	3.2	3.6	3.0	3.5	3.1	3.1	3.6	4.4	5.0	5.5	6.2	7.1	7.7	8.0	8.1	10.5	10.8	7.8	10.3
GREECE										4.6	5.9	5.6	5.2	7.3	10.6	10.2	10.3	10.8	11.0	11.3	12.4
IRELAND	0.1	0.1	0.2	0.9	1.1	1.2	0.8	1.1	1.8	2.0	2.5	3.4	4.0	4.5	5.5	6.4	6.8	7.3	6.6	2.7	1.9
ITALY	3.1	3.2	3.0	2.9	2.6	2.7	3.0	2.8	3.6	4.7	4.8	5.2	6.3	6.3	6.3	7.8	9.6	10.4	10.1	8.9	9.0
LUXEMBOURG	3.2	0.7	3.9	4.0	4.4	4.6	4.5	5.2	5.8	6.8	6.3	6.7	8.2	10.1	10.9	10.1	12.1	12.4	12.0	11.9	11.3
NETHERLANDS	0.7	0.4	0.5	0.6	0.6	0.8	0.8	1.1	1.6	2.4	2.5	3.2	3.5	4.1	4.6	5.4	5.7	6.5	5.3	4.2	3.2
PORTUGAL	0.4	0.5	0.5	0.4	0.2			0.1	0.3	0.3			0.3	1.8	2.1	2.5	2.4	2.8	3.1	3.0	2.4
SPAIN	0.8	0.2	0.1	0.1	0.1	0.2	0.1	0.2	0.4	0.4	0.3	0.5	0.5	0.8	0.8	0.9	1.2	1.0	0.8	7.5	7.3
SWEDEN	1.9	1.6	1.6	1.5	2.0	2.3	3.0	3.1	4.5	5.1	6.9	7.3	8.8	10.7	12.1	12.7	13.5	15.1	13.4	13.7	17.1
UNITED KINGDOM	2.3	2.7	3.3	3.8	4.1	4.5	4.3	4.3	5.0	5.3	5.5	6.5	6.8	7.6	8.5	8.9	8.5	8.7	7.9	7.4	8.0
EUROPEAN UNION (15)					2.4	2.7	2.6	2.7	3.2	3.8	4.1	4.7	5.3	6.0	6.4	7.0	7.7	9.4	8.5	7.3	7.7
ICELAND									33.5	31.3	36.8	40.5	39.8	41.2	41.7	41.9	43.5	46.9	49.4	49.4	32.8
NORWAY	0.6	0.8	1.3	2.4	1.9	1.9	3.8	6.0	8.5	8.8	11.1	11.0	13.8	17.0	20.5	21.3	27.5	21.9	24.2	25.7	24.7
SWITZERLAND	14.7	14.3	14.3	13.9	12.4	12.7	11.8	12.3	13.0	16.6	17.4	19.0	18.9	19.0	20.4	22.1	24.7	25.2	24.7	26.8	25.9
EFTA					9.9	10.0	9.3	10.3	12.4	15.3	16.6	17.8	18.1	19.5	20.4	22.8	26.2	24.9	25.1	25.8	25.3
WEST EUROPE	2.6	2.5	2.7	2.9	2.6	2.9	2.8	2.9	3.5	4.1	4.5	5.0	5.6	6.3	6.8	7.5	8.2	9.9	9.0	7.8	8.3



New Registrations	1990	1991	1992	1993	1994	1995	1996	1997	1998	1999	2000	2001	2002	2003	2004	2005	2006	2007	2008	2009	Jan-Aug 2010
AUSTRIA	288,616	303,723	320,034	285,157	273,663	279,610	307,645	275,001	295,865	314,182	309,427	293,528	279,493	300,121	311,292	307,915	308,594	298,182	293,697	319,403	223,345
BELGIUM	473,506	462,125	466,194	375,409	387,348	358,868	397,359	396,240	452,129	489,621	515,204	488,683	467,569	458,796	484,757	480,088	508,141	524,795	535,947	476,194	595,637
DENMARK	80,654	83,895	83,879	82,013	139,980	135,773	142,430	152,084	162,509	143,727	112,890	96,173	111,565	86,078	121,490	146,885	154,385	159,347	150,146	112,200	95,122
FINLAND	139,095	92,483	88,547	55,836	67,201	79,800	95,830	104,507	125,751	136,324	134,646	109,487	116,877	147,222	142,439	147,849	145,669	125,286	139,611	88,344	75,268
FRANCE	2,309,130	2,031,274	2,105,700	1,721,222	1,972,919	1,930,504	2,132,091	1,713,000	1,943,563	2,148,423	2,133,884	2,254,732	2,145,071	2,090,246	2,013,709	2,067,786	2,000,549	2,064,543	2,050,282	2,302,398	1,487,546
GERMANY	3,349,788	4,158,074	3,929,558	3,194,204	3,209,224	3,314,057	3,496,320	3,528,179	3,735,987	3,802,176	3,378,343	3,341,718	3,252,896	3,236,938	3,266,825	3,319,259	3,467,961	3,148,163	3,090,040	3,807,175	1,907,103
GREECE	115,480	167,737	199,094	147,789	109,544	125,023	139,821	159,867	180,145	261,711	290,222	280,214	268,489	257,293	289,691	269,728	267,669	279,745	287,295	219,730	117,238
IRELAND	82,584	88,440	68,415	64,161	80,402	86,959	115,199	136,662	145,702	174,242	230,795	164,730	156,125	145,223	154,136	171,742	178,484	186,325	151,607	57,458	79,145
ITALY	2,307,055	2,249,990	2,372,347	1,895,429	1,671,766	1,731,747	1,732,198	2,403,744	2,376,516	2,338,464	2,423,094	2,413,455	2,279,612	2,247,019	2,264,888	2,237,444	2,326,049	2,493,108	2,161,882	2,159,461	1,386,863
LUXEMBOURG	38,452	43,066	37,248	29,674	29,829	28,029	29,980	31,418	35,328	40,476	41,896	42,833	43,403	43,630	49,234	48,517	50,837	51,332	52,369	47,265	38,649
NETHERLANDS	502,824	490,755	491,970	391,904	434,004	447,942	471,889	478,230	542,678	611,487	597,625	530,231	510,702	488,841	483,745	465,152	483,970	505,538	499,918	387,152	345,451
PORTUGAL	210,924	228,554	276,972	242,671	232,916	201,471	217,910	213,636	248,398	272,883	257,836	255,210	228,092	189,792	197,645	206,488	194,702	201,816	213,389	161,013	147,502
SPAIN	988,170	886,983	982,044	743,901	909,682	834,369	910,928	1,016,383	1,192,530	1,406,246	1,381,256	1,425,573	1,331,877	1,382,109	1,517,286	1,528,877	1,634,608	1,614,835	1,161,176	1,213,889	730,906
SWEDEN	229,941	189,308	154,173	124,434	156,375	169,756	183,820	225,263	253,430	295,249	290,529	246,581	254,598	261,206	264,246	274,301	282,766	306,799	253,982	213,408	180,830
UNITED KINGDOM	2,008,394	1,592,368	1,593,600	1,778,426	1,910,933	1,845,366	2,025,450	2,170,725	2,247,403	2,197,815	2,221,670	2,458,769	2,563,631	2,576,050	2,567,289	2,439,717	2,344,864	2,404,207	2,131,795	1,984,999	1,300,413
EUROPEAN UNION (15)	13,124,526	13,048,122	13,149,575	10,932,229	11,584,739	11,660,364	12,389,970	13,026,029	13,940,823	14,632,206	14,316,107	14,401,977	14,008,013	13,842,550	14,127,452	14,111,851	14,367,288	14,383,816	13,152,925	13,298,972	8,509,010
ICELAND						6,458	6,458	10,146	13,593	15,377	13,569	7,245	6,943	8,885	11,968	18,900	17,129	15,942	9,033	2,113	2,463
NORWAY	61,901	54,254	59,364	60,822	85,067	90,502	124,994	127,737	117,977	101,276	97,376	91,916	88,721	89,921	115,645	109,307	109,164	129,195	110,617	98,676	83,890
SWITZERLAND	329,899	313,368	289,133	259,443	268,037	267,992	272,895	272,815	296,945	316,876	316,519	316,641	295,065	270,309	269,385	264,941	269,452	284,688	288,557	266,048	192,065
EFTA	391,800	367,622	348,497	320,265	353,104	364,952	405,931	410,696	428,515	433,531	427,464	415,802	390,729	370,115	396,996	392,908	395,745	429,825	408,207	366,837	278,417
WEST EUROPE	13,516,728	13,415,744	13,498,072	11,252,494	11,937,843	12,034,316	12,804,901	13,415,727	14,369,338	15,066,357	14,746,571	14,817,719	14,388,742	14,212,668	14,524,450	14,504,759	14,763,013	14,783,643	13,561,132	13,665,809	8,787,433



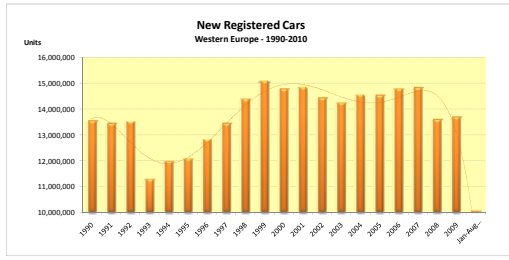
New Passenger Car Registrations - Breakdown by Specification Share of 4x4

2010	Jan	Feb	Mar	Apr	May	June	July	Aug	Sept	Oct	Nov	Dec	YTD
AUSTRIA	14.2	13.3	12.7	13.4	12.9	12.1	13.8	13.7					13.22
BELGIUM	5.4	5.6	5.2	5.1	5.2	5.6	6.2	5.9					5.73
DENMARK	1.3	1.3	1.1	1.2	0.9	0.9	1.1	0.8					1.08
FINLAND	10.2	11.6	9.6	10.6	11.2	10.1	10.4	11.0					10.87
FRANCE	3.6	3.1	3.6	3.5	3.8	3.5	3.8	3.4					3.48
GERMANY	9.8	10.1	10.3	10.0	9.8	9.5	11.9	11.1					10.30
GREECE	8.6	8.2	8.8	7.9	5.7	5.5	5.0	5.2					6.89
IRELAND	2.5	2.0	1.7	2.0	1.7	2.0	1.4	1.9					1.92
ITALY	8.7	8.1	9.8	9.0	9.8	9.9	10.3	10.0					9.05
LUXEMBOURG	11.9	11.1	9.8	10.3	10.4	12.2	11.9	15.9					11.30
NETHERLANDS	4.2	3.3	2.9	3.6	3.0	2.5	3.2	2.5					3.21
PORTUGAL	3.2	2.8	2.8	2.4	2.1	2.4	2.5	2.3					2.44
SPAIN	9.0	8.9	8.1	8.8	7.2	7.8	7.8	8.7					7.52
SWEDEN	14.1	17.7	17.2	17.0	16.0	17.2	18.8	16.1					17.06
UNITED KINGDOM	8.1	6.3	9.0	8.0	8.1	7.4	7.8	6.5					8.03
EUROPEAN UNION (15)	7.5	7.1	7.9	7.7	7.6	7.4	8.7	8.6					7.73
ICELAND	42.2	55.8	29.5	50.6	24.4	32.8	29.7	32.4					32.78
NORWAY	20.3	27.2	28.8	28.8	24.1	24.3	25.9	23.3					24.68
SWITZERLAND	27.3	28.0	28.6	28.3	24.8	23.0	26.9	25.9					26.86
EFTA	24.8	27.8	28.0	27.9	24.6	23.6	26.3	25.8					26.56
WEST. EUROPE	8.0	7.7	8.4	8.4	8.2	8.0	9.4	9.3					8.28

2008	Jan	Feb	Mar	Apr	May	June	July	Aug	Sept	Oct	Nov	Dec	FY
AUSTRIA	16.1	16.4	16.2	15.8	13.8	13.4	14.8	11.6	13.2	12.1	13.1	16.3	14.22
BELGIUM	7.2	7.4	7.2	6.6	5.6	5.9	5.8	5.3	6.1	5.7	6.4	6.0	6.01
DENMARK	2.9	2.9	2.8	2.4	1.9	1.8	1.6	1.7	1.9	1.8	2.4	2.04	2.04
FINLAND	12.8	13.3	13.0	14.9	15.1	11.2	7.3	7.1	7.6	8.9	11.8	15.9	9.44
FRANCE	3.2	3.1	3.6	3.5	4.4	4.4	5.0	5.3	4.4	4.4	4.9	4.8	4.8
GERMANY	11.2	11.4	10.6	10.4	9.9	9.8	10.0	9.2	11.3	10.1	11.2	12.6	10.79
GREECE	11.7	12.4	10.1	10.3	11.2	11.0	9.7	11.1	10.9	11.1	10.9	11.3	11.11
IRELAND	8.7	8.8	7.6	7.6	7.3	14.5	10.5	2.7	2.7	2.9	1.2	4.3	6.59
ITALY	10.5	10.1	10.2	9.1	8.7	9.4	9.1	9.4	10.7	9.8	10.5	11.1	10.08
LUXEMBOURG	12.4	14.0	12.7	10.3	10.8	11.0	11.6	12.1	11.3	11.5	13.1	14.1	11.30
NETHERLANDS	7.1	6.0	5.9	7.0	4.5	4.3	4.4	4.0	3.8	4.1	3.7	3.9	5.25
PORTUGAL	3.5	2.9	2.6	2.2	1.9	2.1	1.8	2.1	2.7	2.3	2.5	2.5	2.29
SPAIN	7.8	7.1	7.5	8.7	8.3	7.9	8.0	8.7	9.5	9.4	10.8	12.1	6.53
SWEDEN	16.1	17.5	16.9	17.5	15.0	13.2	11.7	11.5	11.9	11.3	11.8	17.8	13.37
UNITED KINGDOM	9.3	7.6	9.3	8.5	7.8	7.3	6.8	6.5	7.9	6.7	7.2	7.3	7.92
EUROPEAN UNION (15)	8.0	8.7	8.9	8.7	8.1	8.0	7.9	7.6	8.0	8.1	8.7	9.8	8.48
ICELAND	49.7	53.9	57.3	52.9	57.1	37.0	40.0	48.5	42.5	44.2	55.4	56.7	46.94
NORWAY	25.7	25.4	27.4	28.5	21.3	21.3	20.4	22.4	23.2	24.8	28.4	34.9	24.17
SWITZERLAND	28.0	28.3	29.0	27.7	28.5	22.1	22.7	22.9	23.8	23.2	25.8	28.7	24.74
EFTA	27.8	28.0	29.4	27.7	28.0	22.6	22.3	23.1	24.0	23.7	26.5	28.8	25.08
WEST. EUROPE	9.4	9.3	9.3	9.3	8.6	8.4	8.3	8.3	9.0	8.8	9.3	10.3	8.99

2009	Jan	Feb	Mar	Apr	May	June	July	Aug	Sept	Oct	Nov	Dec	FY
AUSTRIA	16.3	15.1	15.0	15.2	12.9	10.8	10.9	10.7	14.2	11.8	12.2	13.7	12.72
BELGIUM	6.1	6.7	6.8	6.4	6.1	6.3	5.8	6.1	5.5	5.1	4.8	6.1	6.18
DENMARK	2.0	1.7	1.8	1.5	1.9	1.9	1.7	1.1	1.1	1.8	1.8	1.6	1.63
FINLAND	15.8	13.6	10.7	10.9	10.6	11.0	8.3	9.1	10.0	9.7	11.4	11.30	11.30
FRANCE	5.2	4.0	3.4	4.1	4.2	3.4	3.7	3.6	3.3	3.4	3.1	3.8	3.73
GERMANY	12.7	11.8	7.7	7.8	6.7	7.6	6.8	7.1	7.7	7.8	8.3	10.8	7.81
GREECE	11.4	12.6	11.4	13.8	13.7	13.3	12.1	13.2	12.8	11.7	8.8	9.5	12.58
IRELAND	2.5	2.9	1.9	2.5	2.3	3.0	3.2	3.7	3.5	2.8	6.7	6.6	2.69
ITALY	12.1	10.3	10.8	8.3	9.0	8.4	7.9	8.2	8.5	8.4	8.3	8.3	8.87
LUXEMBOURG	15.1	13.0	13.7	10.0	11.6	12.8	12.8	10.1	11.5	11.2	10.8	11.9	11.93
NETHERLANDS	6.0	6.1	5.1	5.1	4.4	3.7	4.1	3.2	3.4	3.9	3.1	2.8	4.22
PORTUGAL	3.4	3.7	3.2	2.9	3.0	2.8	2.8	2.5	3.0	3.4	3.2	2.6	3.03
SPAIN	10.2	10.4	9.6	9.4	8.3	7.4	7.5	8.3	7.0	6.7	8.2	8.5	7.92
SWEDEN	16.1	14.3	15.0	14.6	14.8	14.2	15.1	12.8	11.7	13.5	13.4	16.0	13.69
UNITED KINGDOM	8.0	7.8	9.9	8.0	9.0	7.5	8.0	4.8	5.8	6.3	8.7	7.1	7.55
EUROPEAN UNION (15)	9.5	9.2	8.2	7.8	7.3	7.0	6.8	6.7	6.9	6.8	6.9	7.4	7.29
ICELAND	67.1	56.0	41.1	53.5	59.2	47.4	55.4	54.8	40.0	63.2	46.0	39.2	45.91
NORWAY	21.2	27.0	25.0	21.5	23.9	22.5	22.4	23.6	24.1	24.5	24.5	29.2	25.74
SWITZERLAND	28.8	28.9	27.2	28.0	27.8	22.8	22.4	22.7	22.5	23.8	25.9	27.5	28.91
EFTA	25.7	27.0	28.7	28.5	28.3	22.3	22.1	22.1	22.1	24.1	28.9	31.4	28.93
WEST. EUROPE	9.8	9.7	8.6	8.1	7.8	7.5	7.1	7.3	7.3	7.2	7.4	8.2	7.78

2007	Jan	Feb	Mar	Apr	May	June	July	Aug	Sept	Oct	Nov	Dec	FY
AUSTRIA	15.8	16.1	16.9	16.9	15.0	13.8	14.5	15.3	13.5	15.0	15.1	16.2	15.30
BELGIUM	6.8	5.8	5.8	5.9	6.1	6.3	6.8	7.3	7.2	6.7	6.1	5.8	6.53
DENMARK	5.2	4.7	4.9	6.9	3.8	3.4	2.7	3.4	3.8	2.7	6.2	6.2	3.30
FINLAND	15.3	15.2	14.4	13.9	13.7	13.1	12.4	12.8	14.0	13.7	15.6	16.5	13.30
FRANCE	7.5	6.1	5.9	6.0	6.3	6.1	7.6	8.5	6.4	6.7	7.2	12.2	7.20
GERMANY	10.7	11.0	10.0	10.1	9.8	10.3	10.0	10.3	10.3	10.6	11.5	11.5	10.30
GREECE	10.8	11.8	11.8	11.1	11.0	11.6	11.1	11.0	11.1	11.4	11.4	10.5	11.00
IRELAND	8.8	7.0	6.9	6.5	6.3	6.6	7.7	8.7	8.7	8.5	8.3	7.3	7.30
ITALY	9.9	9.9	10.6	10.3	9.6	9.9	9.8	10.9	10.7	10.8	10.2	9.7	10.40
LUXEMBOURG	12.8	12.4	12.8	12.8	12.6	14.0	13.9	13.7	12.8	12.8	11.7	11.0	12.40
NETHERLANDS	6.1	6.2	6.9	6.8	6.8	6.8	7.2	6.8	6.0	6.4	6.4	6.0	6.50
PORTUGAL	2.8	2.8	3.0	3.1	3.3	3.8	4.2	3.3	3.2	1.9	2.3	2.5	3.10
SPAIN	13.1	9.7	9.6	10.1	9.4	9.0	9.6	11.6	10.7	11.8	12.2	14.0	10.40
SWEDEN	15.4	15.7	16.5	15.4	15.1	15.1	13.9	13.8	14.2	13.9	13.7	19.1	15.10
UNITED KINGDOM	8.3	8.3	8.9	7.8	8.0	8.7	8.5	8.0	8.1	9.7	8.1	8.7	8.30
EUROPEAN UNION (15)	8.3	9.0	9.3	9.1	8.9	9.0	9.0	9.3	9.6	9.5	9.8	11.2	9.40
ICELAND	45.1	48.0	46.1	43.0	43.1	39.4	38.9	43.5	43.8	41.9	48.8	52.7	43.50
NORWAY	17.9	19.4	29.6	19.3	19.9	24.1	19.5	25.0	25.2	22.7	24.8	27.9	21.90
SWITZERLAND	26.7	27.4	29.3	27.4	28.5	24.0	22.6	24.0	25.4	26.1	24.5	24.2	25.20
EFTA	22.9	25.3	29.9	28.6	28.4	24.7	22.1	25.1	26.0	25.1	25.3	25.3	24.90
WEST. EUROPE	8.7	8.5	8.8	9.5	9.4	9.5	8.4	10.3	10.0	10.0	10.1	11.7	8.90



2006	Jan	Feb	Mar	Apr	May	June	July	Aug	Sept	Oct	Nov	Dec	FY
AUSTRIA	14.9	15.1	15.0	14.2	12.1	12.3	13.8	13.8	14.1	15.2	15.2	16.2	14.64
BELGIUM	5.8	5.8	5.0	4.9	5.3	5.7	5.7	5.2	6.3	5.8	5.3	5.1	5.55
DENMARK	3.8	3.6	3.6	3.5	3.7	3.8	4.1	4.5	4.7	3.9	3.2	2.9	4.18
FINLAND	14.8	15.1	14.3	13.1	10.8	10.9	9.8	11.2	10.3	13.2	13.9	15.9	11.12
FRANCE	7.0	5.9	5.9	5.9	6.6	5.8	7.2	7.5	6.5	6.1	7.3	6.9	6.47
GERMANY	9.7	10.0	10.0	9									