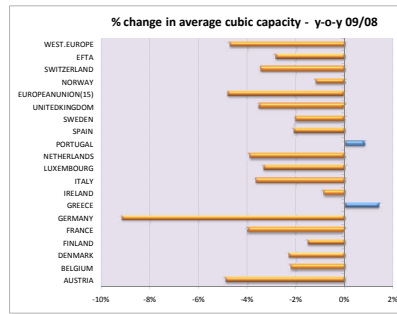
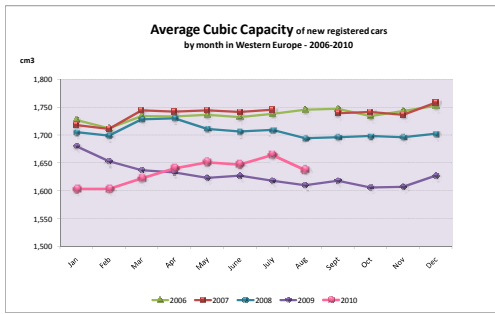
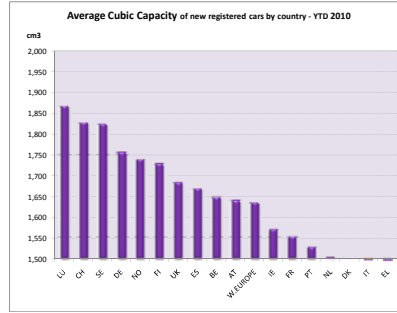
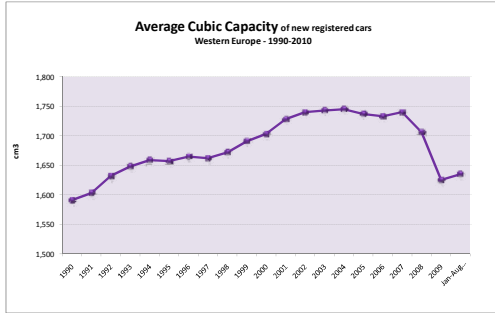
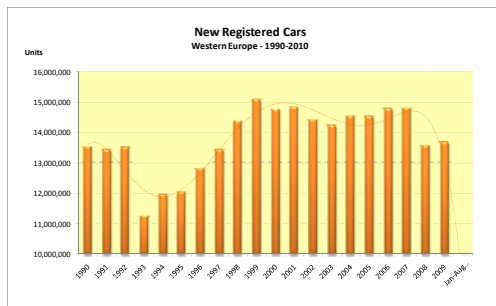


New Passenger Car Registrations - Breakdown by Specification Average Cubic Capacity

AverageCC(cm3)	1990	1991	1992	1993	1994	1995	1996	1997	1998	1999	2000	2001	2002	2003	2004	2005	2006	2007	2008	2009	Jan-Aug 2010
AUSTRIA	1,718	1,732	1,728	1,728	1,752	1,747	1,771	1,797	1,799	1,826	1,841	1,846	1,850	1,848	1,810	1,776	1,769	1,765	1,730	1,645	1,640
BELGIUM	1,624	1,631	1,676	1,714	1,741	1,745	1,734	1,739	1,743	1,742	1,749	1,783	1,770	1,761	1,735	1,721	1,711	1,723	1,710	1,672	1,648
DENMARK	1,608	1,633	1,638	1,638	1,602	1,613	1,626	1,643	1,644	1,648	1,675	1,716	1,703	1,702	1,684	1,654	1,651	1,657	1,587	1,505	1,499
FINLAND																					
FRANCE	1,567	1,588	1,599	1,654	1,646	1,635	1,601	1,653	1,640	1,678	1,704	1,748	1,757	1,754	1,724	1,695	1,666	1,680	1,611	1,547	1,553
GERMANY	1,758	1,729	1,776	1,772	1,771	1,742	1,755	1,786	1,759	1,775	1,816	1,825	1,844	1,852	1,863	1,844	1,851	1,863	1,832	1,664	1,757
GREECE																					
IRELAND	1,432	1,435	1,452	1,493	1,507	1,504	1,466	1,458	1,506	1,455	1,447	1,528	1,557	1,585	1,581	1,587	1,579	1,577	1,558	1,547	1,494
ITALY	1,337	1,353	1,392	1,398	1,428	1,447	1,493	1,431	1,461	1,513	1,528	1,557	1,585	1,581	1,587	1,579	1,577	1,558	1,547	1,490	1,494
LUXEMBOURG	1,708	1,643	1,804	1,835	1,849	1,858	1,870	1,883	1,886	1,902	1,912	1,940	1,951	1,970	1,981	1,981	1,963	1,964	1,970	1,938	1,874
NETHERLANDS	1,591	1,600	1,640	1,619	1,629	1,641	1,643	1,661	1,655	1,659	1,662	1,701	1,687	1,714	1,711	1,720	1,699	1,703	1,640	1,576	1,558
PORTUGAL	1,544	1,556	1,582	1,516	1,527	1,528	1,547	1,572	1,567	1,565	1,428	1,482	1,490	1,499	1,523	1,534	1,557	1,559	1,556	1,562	1,526
SPAIN	1,557	1,563	1,619	1,638	1,607	1,620	1,640	1,670	1,703	1,721	1,744	1,748	1,753	1,744	1,734	1,728	1,710	1,794	1,746	1,708	1,669
SWEDEN	1,950	1,979	2,012	2,031	2,048	2,044	2,033	1,959	1,922	1,927	1,912	1,967	1,972	1,984	1,986	1,990	1,972	1,964	1,904	1,866	1,825
UNITED KINGDOM	1,604	1,606	1,617	1,650	1,668	1,678	1,690	1,708	1,708	1,697	1,681	1,700	1,705	1,725	1,752	1,771	1,775	1,777	1,743	1,682	1,684
EUROPEAN UNION(15)					1,652	1,650	1,658	1,656	1,666	1,685	1,698	1,723	1,736	1,738	1,740	1,732	1,728	1,734	1,700	1,619	1,630
ICELAND																					
NORWAY											1,674	1,699	1,663	1,702	1,711	1,735	1,764	1,762	1,788	1,818	1,820
SWITZERLAND	1,910	1,935	1,950	1,943	1,950	1,954	1,940	1,952	1,940	1,957	1,951	1,971	1,974	1,986	1,991	1,992	2,000	1,981	1,924	1,857	1,825
EFTA	1,910	1,935	1,950	1,943	1,950	1,954	1,940	1,952	1,940	1,957	1,951	1,971	1,974	1,986	1,991	1,992	2,000	1,981	1,924	1,857	1,825
WEST EUROPE	1,591	1,603	1,632	1,646	1,659	1,657	1,665	1,662	1,672	1,691	1,703	1,728	1,740	1,743	1,745	1,737	1,733	1,740	1,706	1,625	1,635



NewRegistrations	1990	1991	1992	1993	1994	1995	1996	1997	1998	1999	2000	2001	2002	2003	2004	2005	2006	2007	2008	2009	Jan-Aug 2010
AUSTRIA	288,618	303,723	320,034	285,157	273,663	279,610	307,645	275,001	295,865	314,182	309,427	293,528	279,493	300,121	311,292	307,915	308,594	298,182	293,697	319,403	223,345
BELGIUM	473,506	462,125	466,194	375,409	387,348	358,868	397,359	396,240	452,129	489,621	515,204	488,683	467,569	458,796	484,757	480,888	526,141	524,795	535,947	476,194	395,637
DENMARK	80,654	83,695	83,679	82,013	139,680	135,773	142,430	152,084	162,508	143,727	112,690	96,173	111,585	96,078	121,490	146,885	154,385	159,347	150,145	112,200	95,122
FINLAND	139,096	92,483	66,547	55,836	67,201	78,891	85,830	104,507	125,751	136,304	134,646	109,487	116,877	147,222	142,439	147,948	145,689	125,265	139,811	88,344	75,269
FRANCE	2,309,130	2,031,274	2,105,700	1,721,222	1,872,919	1,930,504	2,132,091	1,713,006	1,943,505	2,148,423	2,133,884	2,254,732	2,145,071	2,009,246	2,013,709	2,067,789	2,005,546	2,064,644	2,090,292	2,302,398	1,487,546
GERMANY	3,349,788	4,158,674	3,929,558	3,194,204	3,209,224	3,314,057	3,496,320	3,528,179	3,735,987	3,802,176	3,378,343	3,341,716	3,252,898	3,236,938	3,268,825	3,319,259	3,467,961	3,148,163	3,090,040	3,607,175	1,907,103
GREECE	115,480	167,377	199,094	147,789	109,544	125,023	139,821	159,867	180,145	261,711	290,222	280,214	268,489	257,293	289,691	269,728	267,669	279,745	267,295	219,730	117,238
IRELAND	82,584	68,440	68,415	64,161	80,402	86,959	115,199	136,662	145,702	174,242	230,795	164,730	156,125	145,223	154,136	171,742	178,484	186,325	151,607	57,458	79,145
ITALY	2,307,055	2,249,990	2,372,347	1,695,428	1,671,768	1,731,747	1,732,198	2,403,744	2,378,516	2,338,464	2,423,084	2,413,455	2,279,612	2,247,019	2,264,688	2,237,444	2,326,049	2,493,106	2,161,682	2,159,461	1,386,863
LUXEMBOURG	36,422	43,065	37,248	29,674	29,062	28,029	28,980	31,418	35,938	40,476	41,898	42,833	43,403	43,620	48,234	46,517	50,897	51,303	52,359	47,265	36,949
NETHERLANDS	502,627	490,765	491,970	391,904	434,004	447,942	471,984	478,250	542,578	611,487	597,625	530,231	510,702	488,841	483,745	465,152	493,970	505,538	499,918	387,152	345,451
PORTUGAL	210,924	228,554	276,972	242,671	232,916	201,471	217,910	213,636	248,398	272,883	267,836	255,210	226,092	189,792	197,645	206,488	194,702	201,816	213,389	161,013	147,502
SPAIN	988,170	886,983	982,044	743,991	909,682	834,369	910,828	1,016,383	1,192,530	1,406,246	1,381,256	1,425,573	1,331,877	1,382,109	1,517,286	1,528,877	1,634,608	1,614,835	1,161,176	952,772	730,906
SWEDEN	229,941	188,308	154,173	124,434	156,375	169,756	183,820	225,263	253,430	295,249	290,529	246,581	254,589	261,206	264,246	274,301	282,766	306,799	253,982	213,408	180,830
UNITED KINGDOM	2,008,934	1,592,326	1,593,600	1,778,428	1,910,933	1,945,366	2,025,450	2,170,725	2,247,403	2,197,615	2,221,670	2,458,769	2,563,631	2,579,050	2,567,269	2,439,717	2,344,864	2,404,007	2,131,795	1,994,999	1,300,413
EUROPEAN UNION(15)	13,124,528	13,048,122	13,149,575	10,932,229	11,584,739	11,669,364	12,396,970	13,026,029	13,940,823	14,632,926	14,319,107	14,401,917	14,008,013	13,842,554	14,127,452	14,111,851	14,367,268	14,363,818	13,152,925	13,296,972	8,509,018
ICELAND						6,498	6,498	6,042	10,146	13,393	13,999	7,245	6,843	8,865	11,966	18,060	17,129	15,942	8,633	2,113	2,462
NORWAY	61,801	54,254	59,364	60,822	85,067	90,502	124,994	127,737	117,977	109,278	97,376	91,916	88,721	89,921	115,645	109,907	109,164	139,196	110,817	98,676	83,805
SWITZERLAND	329,890	313,368	288,133	259,443	268,037	267,992	272,895	272,815	296,845	316,876	316,619	316,641	285,065	270,309	269,365	264,941	269,452	284,688	288,557	266,040	192,065
EFTA	391,800	367,622	348,497	320,265	353,104	364,952	405,931	410,698	428,515	433,531	427,644	415,802	390,729	370,115	396,998	392,908	395,745	429,825	408,207	366,877	278,417
WEST EUROPE	13,516,728	13,415,744	13,498,072	11,252,494	11,937,843	12,034,316	12,804,901	13,415,727	14,369,338	15,066,357	14,746,571	14,817,719	14,398,742	14,212,669	14,524,450	14,504,759	14,763,013	14,793,643	13,561,132	13,665,809	8,787,435



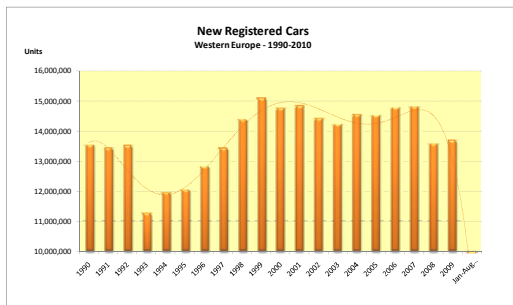
New Passenger Car Registrations - Breakdown by Specification Average Cubic Capacity

2010	Jan	Feb	Mar	Apr	May	June	July	Aug	Sept	Oct	Nov	Dec	YTD
AUSTRIA	1,857	1,629	1,637	1,627	1,629	1,621	1,650	1,634					1,642
BELGIUM	1,860	1,632	1,627	1,634	1,645	1,652	1,673	1,635					1,644
DENMARK	1,545	1,548	1,568	1,513	1,512	1,503	1,476	1,463					1,499
FINLAND	1,747	1,759	1,740	1,738	1,716	1,714	1,708	1,712					1,729
FRANCE	1,520	1,536	1,532	1,563	1,561	1,558	1,586	1,570					1,553
GERMANY	1,719	1,734	1,747	1,763	1,777	1,770	1,789	1,713					1,757
GREECE	1,476	1,466	1,470	1,451	1,384	1,412	1,395	1,408					1,431
IRELAND	1,572	1,552	1,559	1,556	1,576	1,578	1,583	1,564					1,571
ITALY	1,469	1,468	1,460	1,484	1,514	1,522	1,529	1,503					1,494
LUXEMBOURG	1,888	1,811	1,845	1,820	1,858	1,905	1,902	1,954					1,869
NETHERLANDS	1,551	1,503	1,491	1,518	1,507	1,491	1,495	1,454					1,502
PORTUGAL	1,589	1,547	1,537	1,536	1,527	1,526	1,518	1,522					1,528
SPAIN	1,696	1,657	1,652	1,660	1,666	1,665	1,683	1,686					1,688
SWEDEN	1,817	1,863	1,856	1,853	1,829	1,811	1,801	1,753					1,825
UNITED KINGDOM	1,651	1,627	1,672	1,672	1,712	1,699	1,728	1,688					1,684
EUROPEAN UNION (15)	1,599	1,597	1,618	1,635	1,646	1,642	1,659	1,631					1,630
ICELAND													
NORWAY	1,689	1,752	1,753	1,745	1,739	1,760	1,750	1,726					1,740
SWITZERLAND	1,818	1,817	1,823	1,808	1,805	1,801	1,842	1,805					1,829
EFTA	1,771	1,796	1,802	1,789	1,787	1,790	1,813	1,777					1,802
WEST EUROPE	1,603	1,603	1,622	1,640	1,651	1,647	1,664	1,637					1,633

2008	Jan	Feb	Mar	Apr	May	June	July	Aug	Sept	Oct	Nov	Dec	YTD
AUSTRIA	1,747	1,749	1,750	1,754	1,724	1,746	1,749	1,673	1,713	1,659	1,677	1,739	1,733
BELGIUM	1,726	1,716	1,719	1,723	1,718	1,719	1,722	1,702	1,713	1,695	1,704	1,671	1,710
DENMARK	1,623	1,644	1,642	1,622	1,591	1,594	1,579	1,550	1,562	1,561	1,562	1,673	1,587
FINLAND	1,849	1,844	1,853	1,912	1,895	1,845	1,813	1,801	1,802	1,785	1,810	1,882	1,815
FRANCE	1,595	1,611	1,628	1,629	1,621	1,612	1,612	1,638	1,610	1,584	1,602	1,589	1,606
GERMANY	1,848	1,848	1,837	1,866	1,845	1,828	1,853	1,789	1,815	1,830	1,817	1,813	1,832
GREECE	1,566	1,567	1,594	1,557	1,534	1,521	1,507	1,522	1,528	1,536	1,534	1,546	1,536
IRELAND	1,649	1,647	1,614	1,632	1,605	1,722	1,708	1,630	1,620	1,628	1,590	1,587	1,602
ITALY	1,537	1,540	1,555	1,542	1,545	1,549	1,548	1,534	1,546	1,548	1,539	1,528	1,547
LUXEMBOURG	1,981	1,954	1,949	1,921	1,931	1,949	1,970	1,941	1,932	1,906	1,897	1,896	1,938
NETHERLANDS	1,723	1,675	1,653	1,643	1,627	1,623	1,638	1,589	1,582	1,614	1,598	1,479	1,560
PORTUGAL	1,580	1,562	1,548	1,565	1,526	1,520	1,526	1,536	1,576	1,560	1,573	1,569	1,559
SPAIN	1,751	1,726	1,736	1,781	1,735	1,731	1,735	1,741	1,756	1,760	1,757	1,779	1,746
SWEDEN	1,954	1,948	1,921	1,921	1,895	1,926	1,882	1,847	1,884	1,882	1,875	1,931	1,904
UNITED KINGDOM	1,792	1,766	1,787	1,789	1,763	1,738	1,734	1,693	1,721	1,724	1,735	1,732	1,743
EUROPEAN UNION (15)	1,700	1,693	1,724	1,724	1,705	1,700	1,704	1,686	1,691	1,693	1,690	1,694	1,700
ICELAND													
NORWAY	1,816	1,833	1,823	1,822	1,813	1,823	1,802	1,801	1,805	1,804	1,831	1,914	1,820
SWITZERLAND	1,944	1,954	1,946	1,941	1,935	1,895	1,917	1,918	1,909	1,874	1,803	1,914	1,924
EFTA	1,901	1,914	1,912	1,905	1,901	1,876	1,883	1,885	1,881	1,859	1,878	1,914	1,896
WEST EUROPE	1,705	1,699	1,729	1,729	1,711	1,706	1,709	1,696	1,696	1,696	1,696	1,702	1,706

2009	Jan	Feb	Mar	Apr	May	June	July	Aug	Sept	Oct	Nov	Dec	FY
AUSTRIA	1,721	1,705	1,709	1,678	1,652	1,627	1,634	1,628	1,637	1,615	1,618	1,645	1,645
BELGIUM	1,700	1,680	1,694	1,682	1,676	1,695	1,662	1,647	1,661	1,643	1,624	1,672	1,672
DENMARK	1,675	1,674	1,564	1,526	1,508	1,551	1,559	1,551	1,539	1,536	1,533	1,600	1,555
FINLAND	1,818	1,803	1,760	1,768	1,764	1,745	1,803	1,774	1,783	1,776	1,776	1,854	1,767
FRANCE	1,591	1,560	1,534	1,557	1,556	1,556	1,542	1,534	1,527	1,523	1,529	1,559	1,547
GERMANY	1,809	1,732	1,642	1,661	1,637	1,665	1,647	1,629	1,658	1,668	1,682	1,744	1,664
GREECE	1,532	1,516	1,520	1,560	1,569	1,581	1,572	1,600	1,547	1,530	1,478	1,500	1,558
IRELAND	1,589	1,580	1,603	1,624	1,609	1,631	1,639	1,639	1,670	1,682	1,733	1,639	1,639
ITALY	1,547	1,513	1,513	1,485	1,494	1,487	1,481	1,469	1,480	1,473	1,469	1,470	1,490
LUXEMBOURG	1,910	1,868	1,873	1,857	1,884	1,981	1,918	1,853	1,856	1,866	1,837	1,847	1,874
NETHERLANDS	1,649	1,610	1,590	1,594	1,581	1,567	1,596	1,545	1,557	1,542	1,482	1,407	1,578
PORTUGAL	1,582	1,599	1,578	1,563	1,569	1,562	1,562	1,560	1,585	1,566	1,556	1,527	1,562
SPAIN	1,751	1,744	1,740	1,735	1,709	1,697	1,708	1,697	1,680	1,679	1,693	1,707	1,709
SWEDEN	1,907	1,882	1,874	1,884	1,887	1,859	1,874	1,844	1,843	1,845	1,846	1,874	1,868
UNITED KINGDOM	1,717	1,710	1,716	1,714	1,716	1,691	1,661	1,616	1,659	1,646	1,654	1,674	1,685
EUROPEAN UNION (15)	1,677	1,647	1,632	1,627	1,618	1,622	1,613	1,603	1,601	1,601	1,616	1,616	1,616
ICELAND													
NORWAY	1,759	1,794	1,804	1,790	1,797	1,822	1,801	1,761	1,777	1,772	1,796	1,893	1,798
SWITZERLAND	1,847	1,873	1,868	1,873	1,847	1,839	1,846	1,833	1,815	1,812	1,816	1,851	1,857
EFTA	1,825	1,853	1,853	1,852	1,835	1,835	1,832	1,811	1,804	1,799	1,811	1,864	1,841
WEST EUROPE	1,680	1,653	1,637	1,633	1,623	1,627	1,618	1,610	1,618	1,606	1,607	1,627	1,625

2007	Jan	Feb	Mar	Apr	May	June	July	Aug	Sept	Oct	Nov	Dec	FY
AUSTRIA	1,797	1,780	1,790	1,798	1,799	1,780	1,785		1,751	1,746	1,727	1,731	1,725
BELGIUM	1,723	1,705	1,709	1,727	1,735	1,737	1,745		1,728	1,717	1,703	1,674	1,703
DENMARK	1,697	1,698	1,729	1,641	1,638	1,638	1,657		1,643	1,632	1,627	1,688	1,661
FINLAND	1,854	1,844	1,876	1,854	1,854	1,848	1,837	1,842		1,869	1,865	1,869	1,868
FRANCE	1,689	1,685	1,673	1,680	1,682	1,671	1,693		1,651	1,661	1,660	1,742	1,690
GERMANY	1,870	1,873	1,871	1,883	1,882	1,871	1,880		1,836	1,861	1,840	1,841	1,863
GREECE	1,551	1,556	1,556	1,549	1,545	1,541	1,532		1,561	1,562	1,556	1,588	1,548
IRELAND	1,673	1,641	1,626	1,635	1,630	1,636	1,635		1,654	1,636	1,634	1,542	1,637
ITALY	1,564	1,541	1,563	1,562	1,561	1,574	1,565		1,562	1,551	1,546	1,538	1,558
LUXEMBOURG	1,974	1,952	1,962	1,964	1,967	1,964	1,967	2,025		1,954	1,967	1,941	1,964
NETHERLANDS	1,662	1,675	1,682	1,702	1,698	1,694	1,712		1,684	1,715	1,670	1,593	1,700
PORTUGAL	1,562	1,552	1,542	1,557	1,568	1,571	1,580		1,556	1,524	1,556	1,539	1,599
SPAIN	1,721	1,780	1,753	1,776	1,768	1,767	1,768		1,790	1,802	1,802	1,839	1,784
SWEDEN	1,984	1,979	1,961	1,961	1,958	1,955	1,961		1,976	1,984	1,949	1,981	1,964
UNITED KINGDOM	1,772	1,743	1,769	1,759	1,769	1,777	1,775		1,766	1,791	1,798	1,798	1,777
EUROPEAN UNION (15)	1,713	1,703	1,739	1,738	1,737	1,735	1,740		1,734	1,735	1,733	1,752	1,734
ICELAND													
NORWAY	1,783	1,781	1,843	1,799	1,798	1,832	1,825		1,823	1,840	1,838	1,881	1,819
SWITZERLAND	2,009	2,000	1,996	2,001	2,024	1,989	2,002		1,961	1,954	1,940	1,952	1,981
EFTA	1,914	1,924	1,950	1,944	1,953	1,947	1,941		1,919	1,916	1,910	1,932	1,900
WEST EUROPE	1,718	1,717	1,744	1,742	1,744	1,741	1,745		1,739	1,741	1,736	1,758	1,740



2006	Jan	Feb	Mar	Apr	May	June	July	Aug	Sept	Oct	Nov	Dec	FY
AUSTRIA	1,820	1,786	1,799	1,793	1,779	1,766	1,766	1,779	1,772	1,777	1,781	1,769	1,789
BELGIUM	1,720	1,705	1,702	1,709	1,715	1,720	1,706	1,727	1,705	1,699			