

Registrations of new motor vehicles in Europe (January - December 2007)

Registrations - WESTERN EUROPE (4)	Jan-Dec 2007	Jan-Dec 2006	%Ch 07/06	Forecast* 2008
New Car Registrations	14,792,143	14,763,013	0.2%	-0.6%
New LCV Registrations (1)	2,045,705	1,948,481	5.0%	-1.5%
New Truck Registrations (2)	372,684	365,745	1.9%	
New Bus Registrations (3)	35,879	34,358	4.4%	
Total New Registrations	17,246,411	17,111,597	0.8%	

Registrations - TOTAL EUROPE (5)	Jan-Dec 2007	Jan-Dec 2006	%Ch 07/06	Forecast* 2008
New Car Registrations	15,957,780	15,786,355	1.1%	0.1%
New LCV Registrations (1)	2,273,547	2,137,528	6.4%	-0.3%
New Truck Registrations (2)	441,218	412,497	7.0%	
New Bus Registrations (3)	38,815	37,641	3.1%	
Total New Registrations	18,711,360	18,374,021	1.8%	

Source: ACEA, AAA, National Associations

* February 2008 projections

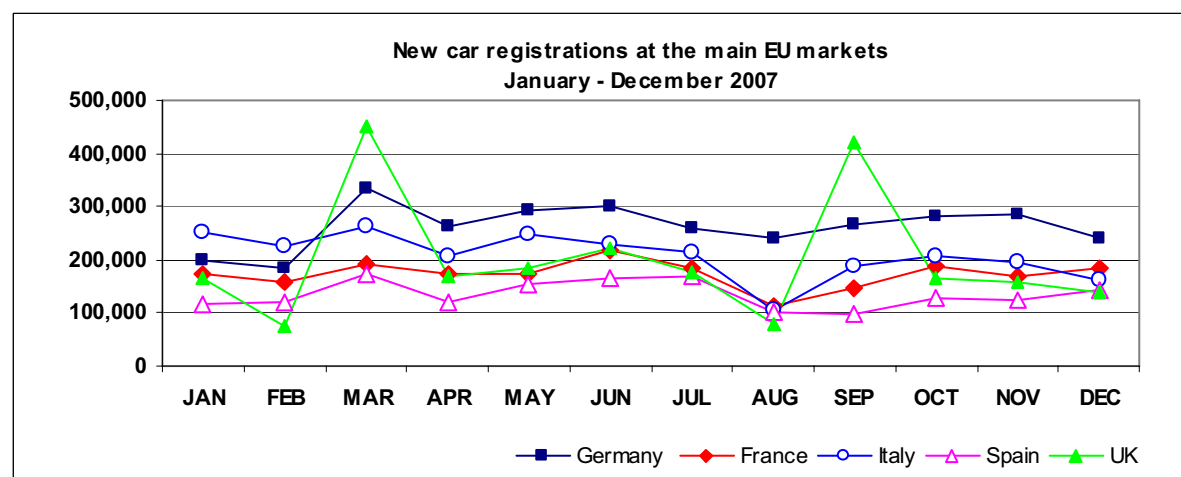
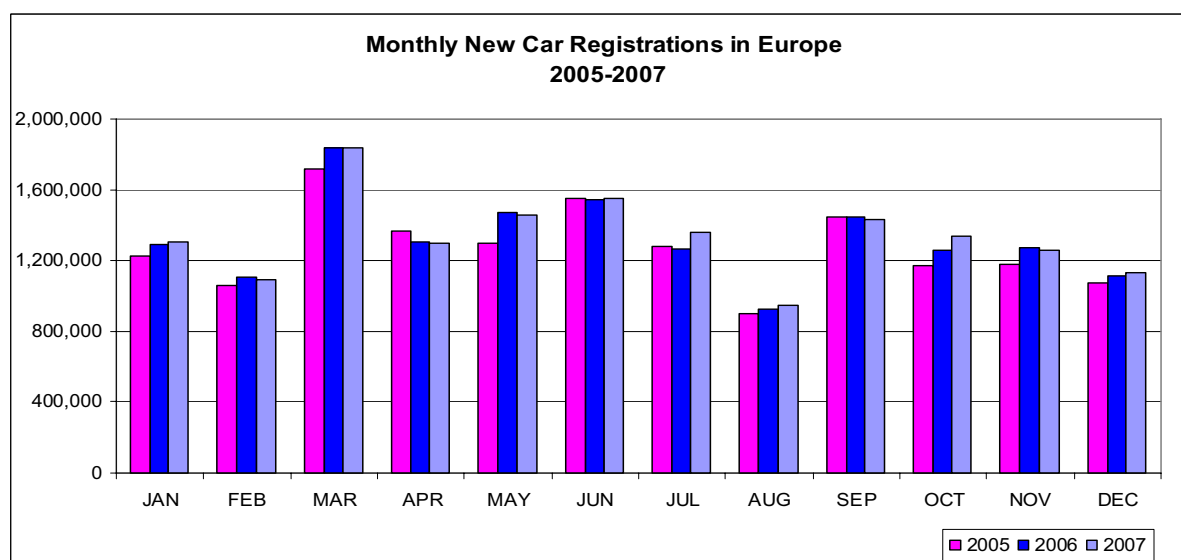
(1) Light Commercial Vehicles up to 3.5t (including light Buses & Coaches)

(2) Commercial Vehicles above 3.5t (excluding Buses & Coaches)

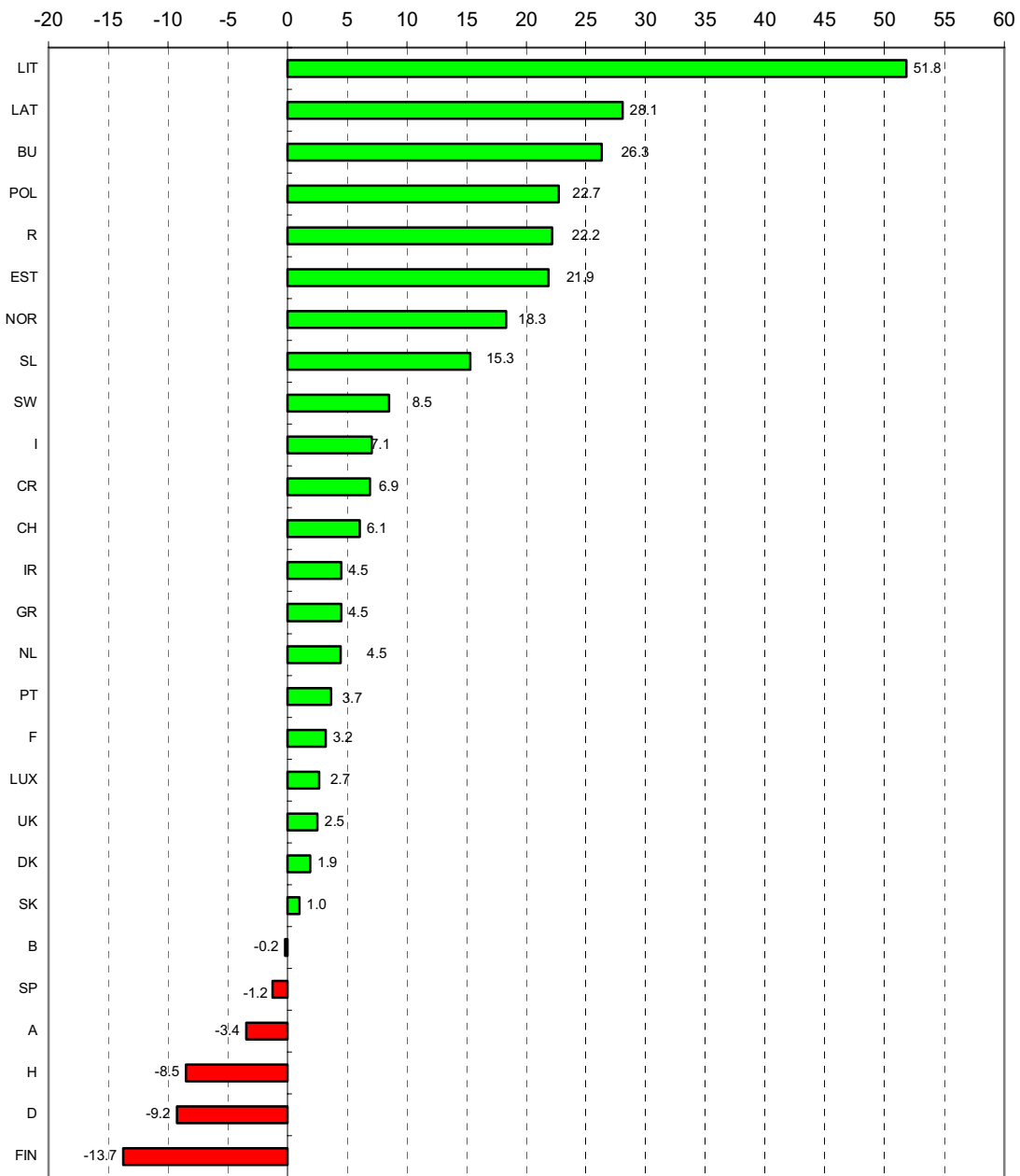
(3) Buses & Coaches above 3.5t

(4) WESTERN Europe = EU15 + EFTA3 (Iceland, Norway, Switzerland)

(5) TOTAL Europe = EU27 (excluding Malta and Cyprus) + EFTA3 (Iceland, Norway, Switzerland)

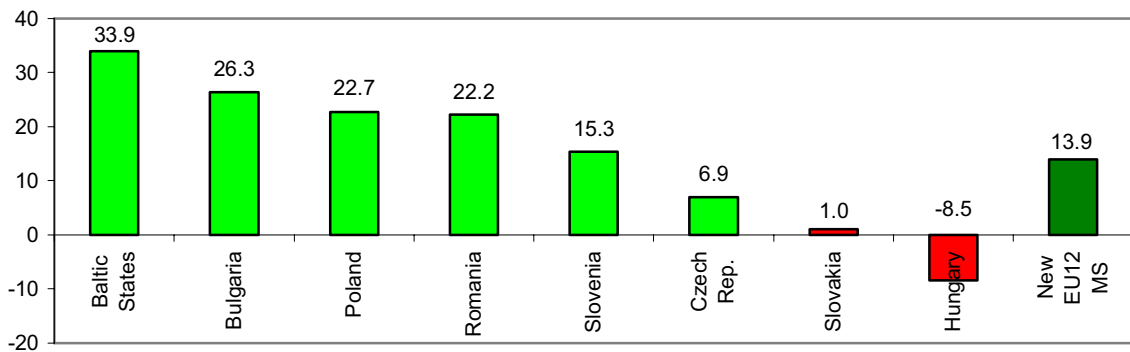


New car registrations in Europe by country
Jan-Dec 2007 / Jan-Dec 2006 (% change)



EU27 + EFTA3 = +1%

New car registrations in new EU member states
Jan-Dec 2007 / Jan-Dec 2006 (% change)



2007 new passenger car registrations mount in new member states (+14%), flat in Western Europe (+0.2%)

Nearly 16 million new cars were registered in Europe (EU27+EFTA) in 2007, or 1.1% more than the year before. Soaring oil prices, changes in taxes, shrinking credit availability and purchasing power restrained buyers' confidence and the demand for new cars in some of the Western European countries (+0.2%). In the new EU member states, where car density is still much lower and many households have been able to afford buying a new car only recently, a steady growth was recorded throughout the year (+13.9%).

Western European 2007 figures were to a great extent pulled down by expected slowdown on the German market (9.2%). Due to late 2006 rush in purchases ahead of January 2007 VAT increase, 320,000 new cars less were registered in 2007. Also in Spain, where scrapping incentives (Prever Plan) were extended until the end of 2007, demand for new cars further declined (-1.2%). Government incentives and promotional campaigns had a positive effect on the Italian market, where more than 160,000 new cars were sold as compared with 2006 (+7.1%). New registrations in the UK (+2.5%) were mostly driven by private demand, especially for diesel and small cars. The French market also performed better than in 2006 (+3.2%). Seven new member states posted two-digit yearly growths and only Hungary remained on a downturn trend (-7.8%) in 2007.

New commercial vehicle registrations up by 6.8% in 2007

In 2007, the demand for new commercial vehicles in Europe was overall 6.8% higher than last year. The European market ended the year with 7.1% more vans, 5.1% more trucks* and 4.4% more buses & coaches registered. The steady upward trend recorded throughout the year thanks to a healthy and dynamic European and foreign demand in the sector weakened somewhat in December. Van and bus & coach registrations went up by 1.8% and 43.3%, respectively, but the truck* market slightly declined (-1.6%). The calendar effect was limited since the number of working days varied widely in Europe.

New van* registrations up by 7.1%

In total, 2,245,062 new vans were registered in Europe in 2007, or 7.1% more than in 2006. Western Europe and the new EU member states outperformed their last year's registrations by 5.8% and 24.7%, respectively. With the exception of Denmark (-10.8%), all other markets improved their results.

New truck registrations up by 7.3%**

New truck registrations in Europe continued to boom throughout the year (+5.1%), mainly helped by growth on the German (+5.5%), Spanish (+10.2%) and new EU member state markets (+38.9%).

New buses & coaches registrations up by 4.4%

Substantial December growth in new bus & coach registrations in Western Europe (+41.4%) and in the new member states (+74.1%) helped to improve the cumulative result in Europe (+3.1%). Western European markets outperformed their 2006 registrations by 4.4% and the new member remained on a downward slope (-4.7%).

* "vans" stand for light commercial vehicles up to 3.5 tonnes

** "trucks" stand for commercial vehicles over 3.5 tonnes (excluding buses & coaches)