



ACEA

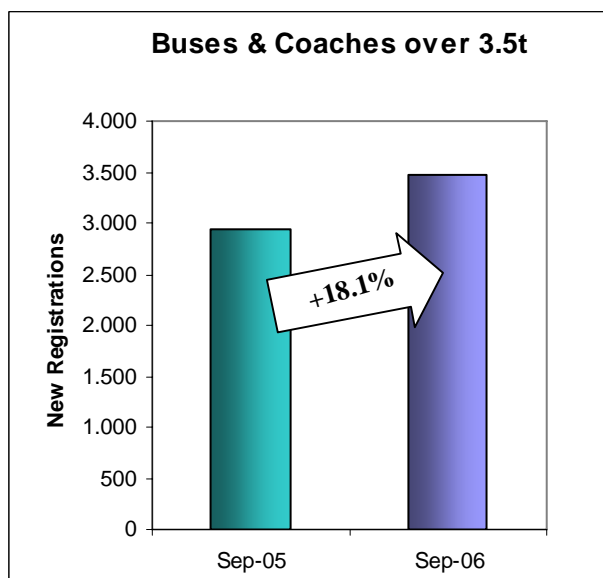
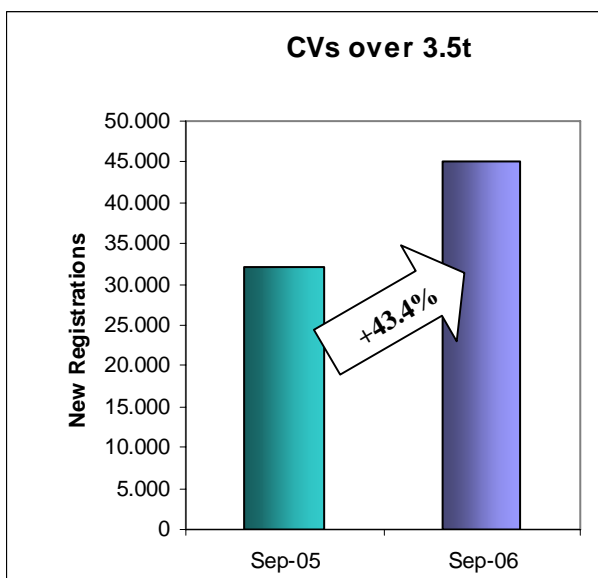
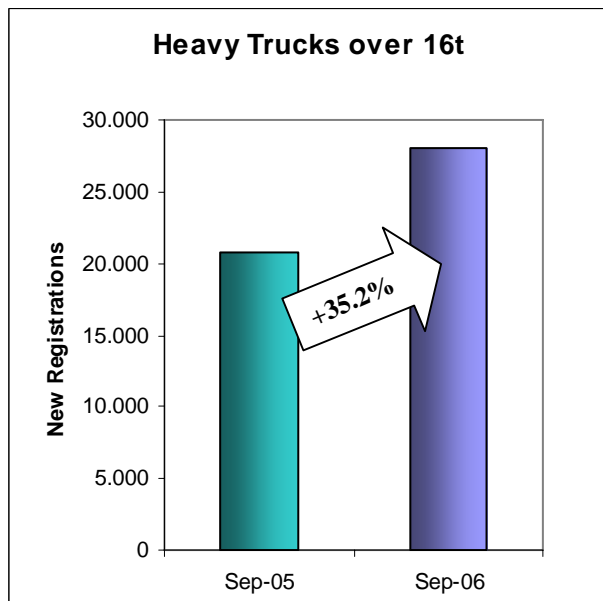
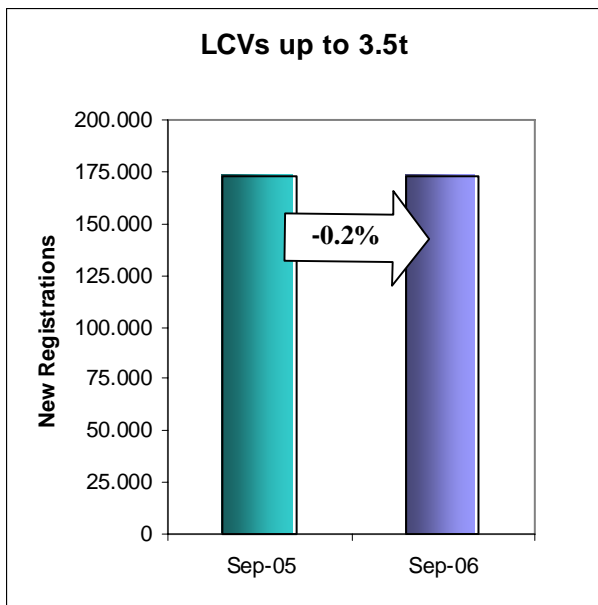
**PRESS EMBARGO FOR ALL DATA:
25 Octobre 2006, 8.00 A.M. (6.00 A.M. GMT)**

Press Release

NEW COMMERCIAL VEHICLE REGISTRATIONS

September 2006

European Union + EFTA Countries



Next Press Release: Friday 24 November 2006



New Light Commercial Vehicles up to 3.5t

In total, 172,513 new Light Commercial Vehicles (LCV) were registered in September 2006 in Western Europe, representing a -0.2% drop relative to the same month last year. This very slight downsize was influenced by one working day less with respect to September last year across the whole region.

As regards national situations in the EU15, three of the main countries posted decreases: France (-12%), Spain (-1.6%) and the UK (-1.4%) while the German and Italian markets performed quite well (+1.4% and +8.8%, respectively). Seven other countries recorded growth, ranging from +4% in Austria to +45.7% in the Netherlands. The situation in the latter remained distorted by the last year's strong decline in new LCV registrations following the introduction of the BMP taxation on light commercial vehicles for private use in July 2005. EFTA countries showed a +2.1% increase thanks to the positive Norwegian result (+13.5%).

Cumulative numbers for the first three quarters of the year show an increase of +4.0% relative to the same period last year (+3.8% in the EU15). Apart from Belgium (-4.3%), Portugal (-5.7%) and the Netherlands (-8.8%), all the other markets remained on the positive trend, with two-digit growth in Germany (+12%), Denmark (+13.4%) and Sweden (+16.2%). EFTA countries grew by +9.8%.

New Heavy Commercial Vehicles –HCV (over 16t – excluding Buses & Coaches)

New Heavy Commercial Vehicle market in Western Europe boomed in September (+35.2%), reaching 28,075 units. This was an expected result of anticipated purchases in view of the Euro 4 legislation coming into force on 1st October 2006.

While four of the main markets soared: France (+72.1%), Spain (+66%), Germany (+23.5%) and Italy (+4.5%), the UK new HCV registrations went down by -12.3%. Apart from Austria (-15.4%) and Luxembourg (-10.7%), all the remaining EU15 countries posted impressive two- or three digit growths. Logically, EFTA countries did not follow the same path, but the market raised nonetheless by +10.5%.

Although cumulative figures show visibly less distortion, growth posted on the Western European market amounted to +6.2% as compared with the three first quarters 2005. Only four EU15 countries suffered losses while the remaining market increases ranged from +2.7% in France to +34.1% in Portugal. EFTA market weakened by -2.4%.

New Commercial Vehicles over 3.5t (excluding Buses & Coaches)

Reflecting the market developments in the heavy truck sector, the market for new commercial vehicles (CV) above 3.5t surged by +43.4% (+45.1% in the EU15) in September 2006. In total, 43,107 new CVs were registered in Western Europe. On the contrary, EFTA countries reported a -8.9% slowdown.

Amongst the five main markets only in Italy the market remained flat (-0.5%). In contrast, France (+69.2%), Spain (+53.8%), Germany (+42.2%) and the UK (+35.1%) enjoyed a strong upturn. With the exception of, again, Austria and Luxembourg, the remaining markets realized substantial growth.

Western Europe cumulative figures for the whole nine-month period (+6.8%) moderate the September results. Amongst the EU15 countries only Austria and Belgium experienced declines (-8.1% and -14.2%, respectively) while all the EFTA countries remained on a negative path (-6.1% overall).

New Buses & Coaches over 3.5t

The market for new Buses and Coaches (B&C) in W.Europe also strengthened in September 2006 (+18.1%), attaining 3,465 new B&C in total. EFTA countries slowed down by -10.4% while the EU15 increased by +19.5% as compared with the same month last year. With the exception of Italy (-30.2%), all the main markets contributed positively to this result: France (+52.8%), Germany (+35.3%), Spain (25.3%) and the UK (+12.7%). Amongst the remaining markets, Ireland (ten-fold rise) and Belgium (+169.6%) were by far the best performers.

Cumulative figures for Western Europe (+5.4%) confirm the positive trend of new medium and heavy bus and coach registrations in the EU15 (+5.9%), though not in EFTA (-5.3%). As regards the main markets, France (+12.2%), Germany (+12.7%) and the UK (+12.6%) posted growth while Italy slightly slowed down (-1%) and Spain stayed flat (-0.1%).



ACEA

Press Release

**PRESS EMBARGO FOR ALL DATA :
8.00 A.M.(6.00 A.M. GMT), 25 October 2006**

PROVISIONAL

EU + EFTA COUNTRIES REGISTRATION FIGURES BY MARKET NEW LIGHT COMMERCIAL VEHICLES up to 3.5t*

25/10/06

	Sep '06	Sep '05	% Change	Jan-Sep '06	Jan-Sep '05	% Change
AUSTRIA	2,548	2,450	4.0%	23,018	22,061	4.3%
BELGIUM	4,246	3,872	9.7%	45,470	47,509	-4.3%
DENMARK	5,424	4,998	8.5%	45,391	40,039	13.4%
FINLAND	1,190	1,076	10.6%	11,736	10,823	8.4%
FRANCE	29,640	33,665	-12.0%	320,774	313,819	2.2%
GERMANY	15,041	14,839	1.4%	140,733	125,697	12.0%
GREECE	1,775	1,783	-0.4%	17,947	17,609	1.9%
IRELAND	2,520	2,318	8.7%	36,773	33,849	8.6%
ITALY*	19,409	17,843	8.8%	168,327	155,143	8.5%
LUXEMBOURG	199	253	-21.3%	2,389	2,360	1.2%
NETHERLANDS	4,993	3,426	45.7%	51,687	56,698	-8.8%
PORTUGAL	5,091	5,271	-3.4%	46,478	49,271	-5.7%
SPAIN	27,234	27,680	-1.6%	301,188	287,199	4.9%
SWEDEN	3,433	3,157	8.7%	28,403	24,445	16.2%
UNITED KINGDOM	44,512	45,151	-1.4%	251,675	251,068	0.2%
EUROPEAN UNION	167,255	167,782	-0.3%	1,491,989	1,437,590	3.8%
ICELAND	213	239	-10.9%	1,917	1,622	18.2%
NORWAY	3,420	3,014	13.5%	28,841	25,484	13.2%
SWITZERLAND	1,625	1,899	-14.4%	17,525	16,869	3.9%
EFTA	5,258	5,152	2.1%	48,283	43,975	9.8%
WEST. EUROPE	172,513	172,934	-0.2%	1,540,272	1,481,565	4.0%

(*) : For Italy, delivery figures

For further information, please call:

Ms. Joanna Smolinska - Manager Economics & Statistics - Tel. + 32 2 738 73 55

ACEA

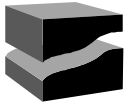
Association des
Constructeurs
Européens
d'Automobiles

Av. des Nerviens 85
B-1040 Bruxelles
Tel (32 2) 732 55 50
Fax (32 2) 738 73 10
(32 2) 738 73 11

This information is available on ACEA's website:

<http://www.acea.be>

Next Press Release on Commercial Vehicles to be issued on 24 November 2006



ACEA

Press Release

**PRESS EMBARGO FOR ALL DATA :
8.00 A.M.(6.00 A.M. GMT), 25 October 2006**

PROVISIONAL

EU + EFTA COUNTRIES REGISTRATION FIGURES BY MARKET NEW HEAVY COMMERCIAL VEHICLES of 16t and over*

	Sep '06	Sep '05	% Change	Jan-Sep '06	Jan-Sep '05	% Change
AUSTRIA	608	719	-15.4%	5,653	6,259	-9.7%
BELGIUM	1,142	487	134.5%	6,134	7,429	-17.4%
DENMARK	999	441	126.5%	4,329	3,688	17.4%
FINLAND	329	189	74.1%	2,195	2,229	-1.5%
FRANCE	5,330	3,097	72.1%	34,123	33,238	2.7%
GERMANY	6,151	4,981	23.5%	49,101	42,343	16.0%
GREECE	132	88	50.0%	1,010	851	18.7%
IRELAND	492	327	50.5%	5,282	4,394	20.2%
ITALY	2,400	2,297	4.5%	19,773	19,536	1.2%
LUXEMBOURG	67	75	-10.7%	971	775	25.3%
NETHERLANDS	1,632	1,038	57.2%	11,855	9,674	22.5%
PORTUGAL	930	272	241.9%	3,428	2,557	34.1%
SPAIN	3,412	2,055	66.0%	24,010	22,445	7.0%
SWEDEN	482	332	45.2%	3,745	3,483	7.5%
UNITED KINGDOM	3,277	3,736	-12.3%	25,717	26,538	-3.1%
EUROPEAN UNION	27,383	20,134	36.0%	197,326	185,439	6.4%
ICELAND	11	21	-47.6%	236	211	11.8%
NORWAY	392	329	19.1%	2,820	2,844	-0.8%
SWITZERLAND	289	276	4.7%	2,288	2,422	-5.5%
EFTA	692	626	10.5%	5,344	5,477	-2.4%
WEST. EUROPE	28,075	20,760	35.2%	202,670	190,916	6.2%

(*) : Excluding Buses and Coaches

For further information, please call:

Ms. Joanna Smolinska - Manager Economics & Statistics - Tel. + 32 2 738 73 55

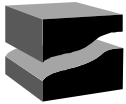
ACEA

Association des
Constructeurs
Européens
d'Automobiles

Av. des Nerviens 85
B-1040 Bruxelles
Tel (32 2) 732 55 50
Fax (32 2) 738 73 10
(32 2) 738 73 11

This information is available on ACEA's website:

<http://www.acea.be>



ACEA

Press Release

**PRESS EMBARGO FOR ALL DATA :
8.00 A.M.(6.00 A.M. GMT), 25 October 2006**

PROVISIONAL

EU + EFTA COUNTRIES REGISTRATION FIGURES BY MARKET NEW MEDIUM & HEAVY COMMERCIAL VEHICLES over 3.5t*

25/10/06

	Sep '06	Sep '05	% Change	Jan-Sep '06	Jan-Sep '05	% Change
AUSTRIA	681	782	-12.9%	6,193	6,742	-8.1%
BELGIUM	1,405	656	114.2%	8,229	9,593	-14.2%
DENMARK	1,125	495	127.3%	4,932	4,267	15.6%
FINLAND	648	367	76.6%	4,128	4,093	0.9%
FRANCE	6,356	3,757	69.2%	41,691	40,394	3.2%
GERMANY	11,561	8,132	42.2%	79,207	69,245	14.4%
GREECE	210	127	65.4%	1,704	1,459	16.8%
IRELAND	1,014	617	64.3%	10,520	8,637	21.8%
ITALY	3,215	3,232	-0.5%	27,356	27,357	0.0%
LUXEMBOURG	73	86	-15.1%	1,077	921	16.9%
NETHERLANDS	1,789	1,172	52.6%	13,567	11,071	22.5%
PORTUGAL	1,063	363	192.8%	4,573	3,434	33.2%
SPAIN	3,987	2,593	53.8%	30,675	29,038	5.6%
SWEDEN	584	412	41.7%	4,681	4,207	11.3%
UNITED KINGDOM	8,540	6,321	35.1%	45,633	44,553	2.4%
EUROPEAN UNION	42,251	29,112	45.1%	284,166	265,011	7.2%
ICELAND	21	40	-47.5%	379	457	-17.1%
NORWAY	477	553	-13.7%	4,274	4,591	-6.9%
SWITZERLAND	358	347	3.2%	3,058	3,166	-3.4%
EFTA	856	940	-8.9%	7,711	8,214	-6.1%
WEST. EUROPE	43,107	30,052	43.4%	291,877	273,225	6.8%

(*) : Excluding Buses and Coaches

For further information, please call:

Ms. Joanna Smolinska - Manager Economics & Statistics - Tel. + 32 2 738 73 55

ACEA

Association des
Constructeurs
Européens
d'Automobiles

Av. des Nerviens 85
B-1040 Bruxelles
Tel (32 2) 732 55 50
Fax (32 2) 738 73 10
(32 2) 738 73 11

This information is available on ACEA's website:

<http://www.acea.be>



ACEA

Press Release

**PRESS EMBARGO FOR ALL DATA :
8.00 A.M.(6.00 A.M. GMT), 25 October 2006**

PROVISIONAL

EU + EFTA COUNTRIES REGISTRATION FIGURES BY MARKET NEW MEDIUM & HEAVY BUSES & COACHES over 3.5t

25/10/06

	Sep '06	Sep '05	% Change	Jan-Sep '06	Jan-Sep '05	% Change
AUSTRIA	160	99	61.6%	682	454	50.2%
BELGIUM	124	46	169.6%	741	770	-3.8%
DENMARK	35	23	52.2%	389	321	21.2%
FINLAND	49	27	81.5%	373	343	8.7%
FRANCE	689	451	52.8%	4,505	4,014	12.2%
GERMANY	636	470	35.3%	4,253	3,775	12.7%
GREECE	33	56	-41.1%	412	570	-27.7%
IRELAND	23	2	++	376	247	52.2%
ITALY	284	407	-30.2%	3,965	4,007	-1.0%
LUXEMBOURG	11	6	83.3%	150	140	7.1%
NETHERLANDS	2	39	-94.9%	504	766	-34.2%
PORTUGAL	107	112	-4.5%	498	540	-7.8%
SPAIN	600	479	25.3%	2,876	2,878	-0.1%
SWEDEN	113	157	-28.0%	1,089	1,024	6.3%
UNITED KINGDOM	478	424	12.7%	3,466	3,079	12.6%
EUROPEAN UNION	3,344	2,798	19.5%	24,279	22,928	5.9%
ICELAND	2	3	-33.3%	53	36	47.2%
NORWAY	76	94	-19.1%	590	730	-19.2%
SWITZERLAND	43	38	13.2%	451	389	15.9%
EFTA	121	135	-10.4%	1,094	1,155	-5.3%
WEST. EUROPE	3,465	2,933	18.1%	25,373	24,083	5.4%

For further information, please call:

Ms. Joanna Smolinska - Manager Economics & Statistics - Tel. + 32 2 738 73 55

ACEA

This information is available on ACEA's website:

<http://www.acea.be>

Association des

Constructeurs

Européens

d'Automobiles

Av. des Nerviens 85

B-1040 Bruxelles

Tel (32 2) 732 55 50

Fax (32 2) 738 73 10

(32 2) 738 73 11